





TOMOHI GASKET KIT

Japanese Products

Tel: +81-90-1784-8485



MADE IN JAPAN

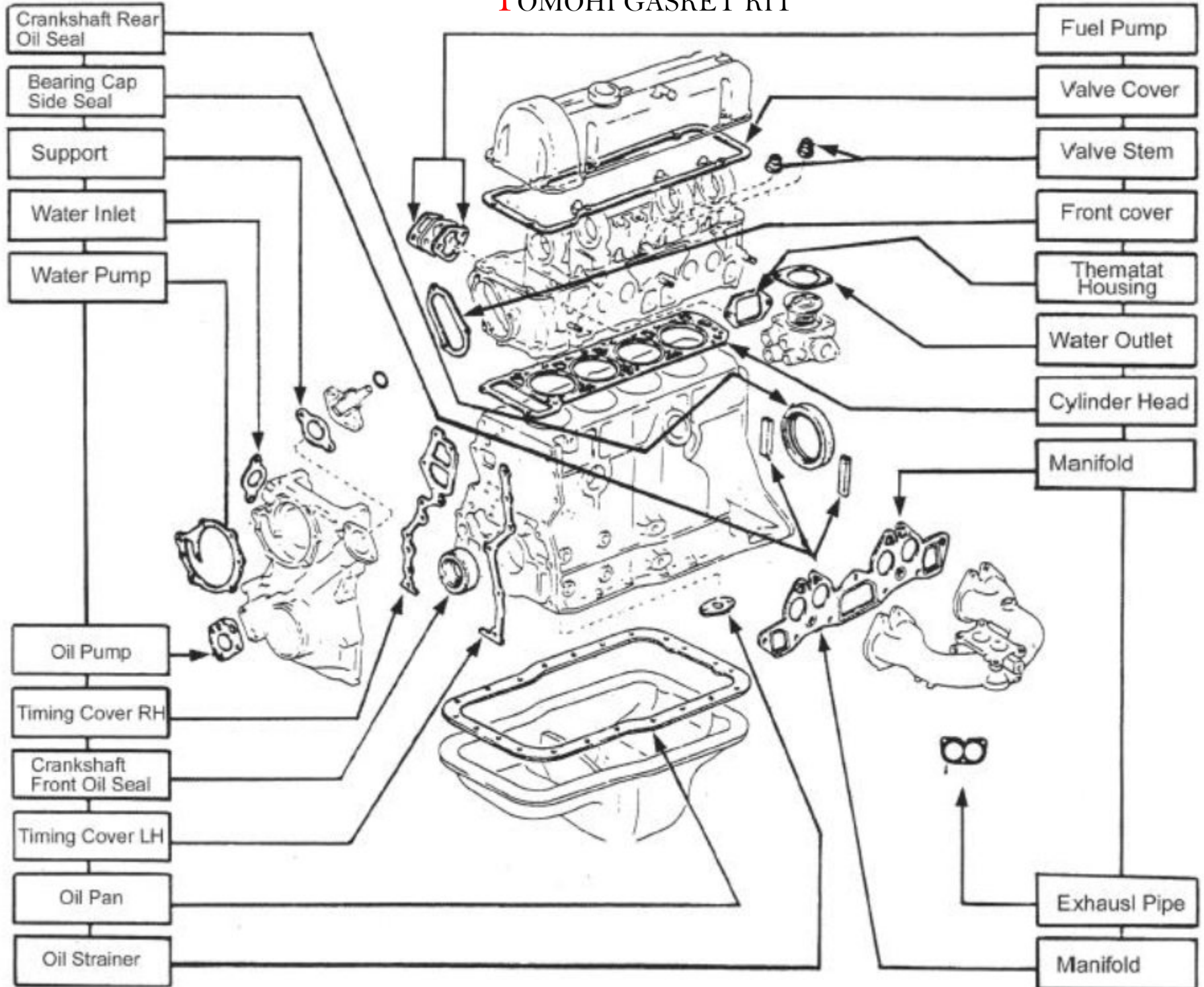
www.tomohi.jp - info@tomohi.jp

TOMOHI GASKET KIT









GASKETS USED IN AN AUTOMOBILE ENGINE



















TOMOHI GASKET KIT





















Engine Model	Page	Engine Model	Page	Engine Model	Page
A Series		GA14S		L24S L26S	
A10A12		GA15DE		L24E L26S	
A10		GA15DS		L28E	
A12		GA16DE		L28S	
A12S		GA16DS		MA Series	
A14E		GA16Si		MA10	
A14S		H Series		MA12	
A14SA15S		H15		MA13	
A14S		H20		MR Series	
A14T		H20 NEW		MR16DDT	
A15		H20II		MR18DE MR20DE	
CA Series		H25		NA Series	
CA16DE		HR12DE		NA16S	
CA16S		HR15DE		NA20S	
CA18DE		HR16DE		P Series	
CA18S		J Series		P	
CA18T		J13		P40	
CA20E		J15		QG Series	
CA20S		J15 J16		QG13DE	
CG Series		J15		QG15DE	
CG10DE CG13DE		J18		QG16DE	
CG10DE		KA Series		QG18DD	
CR Series		KA24DE		QG18DE	
CR10.12.14DE		KA24E		QR Series	
* CR10DE CR13DE		KA24S		QR20DE	
E Series		L Series		QR25DE	
E10S		L13 L14 L16		RB Series	
E13S		L16		RB20E	
E15S		L18		RB24S RB30S	
E15S E16S		L18S		RB25DE	
GA Series		L18S L20B		SR Series	
GA13DS		L20A		SR18DE	
GA14DE		L20AS		SR20DE	
GA14DS		L24E		SR20DEH	






Engine Model	Page	Engine Model	Page	Engine Model	Page
SR20DET		Z22S			
SR20DT		Z24			
TB Series		Z24S			
TB42S		Z24SI			
TB45E					
TB48E					
VE Series					
VE30DE					
VG Series					
VG20S					
VG30DE					
VG30E					
VG30I					
VG30S					
VG30T					
VG33E					
VH Series					
VH41DE					
VH45DE					
VK Series					
VK56DE					
VQ Series					
VQ20DE					
VQ25DE					
VQ23DE					
* VQ25HR					
VQ30DE					
VQ35DE					
VQ40DE					
Z Series					
Z16E					
Z16S					
Z18S					
Z20S					



















No	Engine	Car Name / Year / Model	Full Set	Head Set	Cyl. Head
1	A10 A12	SUNNY CHERRY 1000/1200 B10 B20 C20 E10 PE10 988cc/1171cc	SWF200010 10101-M0125 10101-M0126 10101-M0127	SWH200010 11042-H1025	SWG20001 (NK) 11044-H1002 
2	A10 A12	SUNNY CHERRY 1000/1200 B10 B20 C20 E10 PE10 988cc/1171cc	SWF200011 A0101-M012G	SWH200011 A1042-H102G	SWG20001 (NK) 11044-H1002 
3	A10	CHERRY PULSAR 1000 100A BN10 1978- 988cc	SWF200012 10101-M7725 10101-H8826	SWH200012 11042-M7725 11042-H8826	SWG20001 (NK) 11044-H1002 
4	A12	SUNNY 1200 B110,120,210 1973.4-75 1171cc	SWF20001 10101-H1025 10101-H1026 10101-H1027 10101-18027	SWH20001 11042-H1025 11042-H1026 11042-H1027	SWG2000 (NK) 11044-H8504 11044-H3901 11044-H9521 11044-H3925 
5	A12S	SUNNY 1200 120Y B110,210,C120,310 1971.6-80 1171cc	SWF20002 10101-H3928 10101-H3929	SWH20002 11042-H3928	SWG2000 (NK) 11044-H8504 11044-H3901 11044-H9521 11044-H3925 
6	A12S	CHEERY 1200 120A F10,VF10 1974.9-75.11 1171cc	SWF20004 10101-M3025 10101-M5425	SWH20004 11042-M3025 11042-M5425 11042-H3928	SWG2000 (NK) 11044-H8504 11044-H3901 11044-H9521 11044-H3925 

Valve Cover	Valve Seal	Manifold IN	Manifold EX	Exhaust Pipe	Oil Pan	Oil Seals
SWV2000 	SWS20002(8)	SWM2000A 			SWP20001 A1122-M012E 	SWR20001 60*82*12 SWO20005 38*55*9
SWV2000 	SWS20002(8)	SWM2000A 			SWP20001 	SWR20001 60*82*12 SWO20005 38*55*9
SWV2000 13270-H1000 	SWS20002(8) 13207-18000	SWM2000A 14035-18000 			SWP2000A 11132-H1025 	SWR20001 60*82*12 SWO20005 38*55*9
SWV2000 	SWS20001(8) 13207-18000	SWM2000A 			SWP2000A 11132-H1025 	SWR20001 60*82*12 SWO20005 38*55*9
SWV2000 	SWS20001(8)	SWM2000A 			SWP2000B 11132-H5026 	SWR20001 60*82*12 SWO20005 38*55*9
SWV2000 	SWS20001(8)	SWM2000A 			SWP2000B 	SWR20001 60*82*12 SWO20005 38*55*9















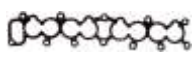










No	Engine	Car Name / Year / Model	Full Set	Head Set	Cyl. Head
7	A12S	SUNNY 1200 120Y B211 KPC20,21,20Y,21Y 1975.12-78.3 1171cc	SWF20003 10101-H7425 10101-G2125	SWH20003 11042-H7425	SWG2000 (NK) 11044-H8504 11044-H3901 11044-H9521 11044-H3925 
8	A12S	CHEERY 1200 F11,KF10 1976.1-78 1171cc	SWF20005 10101-M5626	SWH20005 11042-M5626	SWG2000 (NK) 11044-H8504 11044-H3901 11044-H9521 11044-H3925 
9	A12S	SUNNY PULSAR 1200 B310,120Y,YN10 1977.11-81.2 1171cc	SWF20006 10101-H8525	SWH20006 11042-H8525	SWG2000 (NK) 11044-H8504 11044-H3901 11044-H9521 11044-H3925 
10	A12S	SUNNY PULSAR 1200 B310,120Y,YN10 1977.11-81.2 1171cc	SWF20007 10101-G1326	SWH20007 11042-G1326	SWG2000 (NK) 11044-H8504 11044-H3901 11044-H9521 11044-H3925 
11	A14E	SUNNY PULSAR 1400 B310,HB310,N1011,C120 1977.11-81.2 1397cc	SWF20012 10101-H9225	SWH20012 11042-H9225	SWG2001 (NK) 11044-H7200/11 11044-H9820/21 
12	A14S	CHEERY 1400 PF11,KPF10 1974-75.9 1397cc	SWF20014 10101-M5625	SWH20014 11042-M5625	SWG2001 (NK) 11044-H7200/11 11044-H9820/21 

Valve Cover	Valve Seal	Manifold IN	Manifold EX	Exhaust Pipe	Oil Pan	Oil Seals
SWV2000 13270-H1000 	SWS20002(8)	SWM2000B 			SWP2000B 	SWR20001 60*82*12 SWO20005 38*55*9
SWV2000 	SWS20002(8) 13207-H7200	SWM2000B 			SWP2000B 	SWR20001 60*82*12 SWO20005 38*55*9
SWV2000 	SWS20002(8)	SWM2000C 14035-H8511 			SWP2000B 	SWR20001 60*82*12 SWO20005 38*55*9
SWV2000 	SWS20002(8)	SWM2000A 			SWP2000A 11132-H1025 	SWR20001 60*82*12 SWO20005 38*55*9
SWV2000 	SWS20002(8) 13207-18000	SWM2000C 14035-H8511 			SWP2000B 11132-H5026 	SWR20001 60*82*12 SWO20005 38*55*9
SWV2000 	SWS20002(8)	SWM2000B 			SWP2000B 	SWR20001 60*82*12 SWO20005 38*55*9









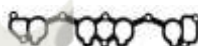

























No	Engine	Car Name / Year / Model	Full Set	Head Set	Cyl. Head
13	A14S	CHEERY 1400 PF11,KPF11 1975.10-78.4 1397cc	SWF20015 10101-M4925 10101-M5627	SWH20015 11042-M5625	SWG2001 (NK) 11044-H7200/11 11044-H9820/21 
14	A14S	SUNNY 140Y 1400 HB210,211,A10,VA10 1975.12-78.3 1397cc	SWF20010 10101-H7225 10101-H7825 10101-M9528 10101-M9529	SWH20010 11042-H7225 11042-H7825 11042-M9528 11042-M9529	SWG2001 (NK) 11044-H7200/11 11044-H9820/21 
15	A14S	SUNNY 140Y 1400 HB310,KPC120,A11,C120 1977.11-80.10 1397cc	SWF20011 10101-H8925 10101-H8926	SWH20011 11042-H8925	SWG2001 (NK) 11044-H7200/11 11044-H9820/21 
16	A14S A15S	SUNNY 1500 B310 1980- 1487cc	SWF20017 10101-H9826	SWH20017 11042-H9825	SWG2001 (NK) 11044-H7200/11 11044-H9820/21 
17	A14S	SUNNY 1500 B310 1980- 1487cc	SWF20018 10101-N9526	SWH20018	SWG2001 (NK) 11044-H7200/11 11044-H9820/21 
18	A14T	CHEERY GX 1400 PF11PD,KPF11PF 1975.10-78.4 1397cc	SWF20016 10101-M2425	SWH20016 11042-M2425	SWG2001 (NK) 11044-H7200/11 11044-H9820/21 

Valve Cover	Valve Seal	Manifold IN	Manifold EX	Exhaust Pipe	Oil Pan	Oil Seals
SWV2000 	SWS20002(8) 13207-H7200	SWM2000B 			SWP2000B 11132-H5026 	SWR20001 60*82*12 SWO20005 38*55*9
SWV2000 	SWS20002(8)	SWM2000B 			SWP2000B 	SWR20001 60*82*12 SWO20005 38*55*9
SWV2000 	SWS20002(8)	SWM2000C 			SWP2000B 	SWR20001 60*82*12 SWO20005 38*55*9
SWV2000 	SWS20002(8)	SWM2000C 			SWP2000B 	SWR20001 60*82*12 SWO20005 38*55*9
SWV2000 	SWS20002(8)	SWM2000B 			SWP2000B 	SWR20001 60*82*12 SWO20005 38*55*9
SWV2000 	SWS20002(8)	SWM2000C 			SWP2000B 	SWR20001 60*82*12 SWO20005 38*55*9

No	Engine	Car Name / Year / Model	Full Set	Head Set	Cyl. Head
19	A14T	SUNNY 1400 HB211 1976.7-77.10 1397cc	SWF20013 10101-H8425	SWH20013 11042-H8425	SWG2001 (NK) 11044-H7200/11 11044-H9820/21 
20	A15	SUNNY 1500 120Y,B310 1980-ON 1487cc	SWF20020 10101-H8625 10101-H8627	SWH20020 11042-H8625 11042-H8627	SWG2001 (NK) 11044-H7200/11 11044-H9820/21 
21	A15	SUNNY VANETTE 1500 C120 1980- 1487cc	SWF20021 10101-G3425 10101-G3426 10101-G3427	SWH20021 11042-G3425 11042-G3426 11042-G3427	SWG2002 (NK) 11044-H8660/H8600 
22	CA16DE	SUNNY PULSAR 1600 EB12 EN13 DOHC 1986- 1598cc	SWF20280 10101-85M25 10101-85M85	SWH20280 11042-85M25 11042-85M27	SWG2028 (NK) 11044-85M00 11044-85M01 
23	CA16S	VIOLET SILVIA STANZA1600 T11 800 S110 1981.6- 1598cc	SWF20400 10101-D0125 10101-D1125 10101-D1126	SWH20400 11042-D0125 11042-D1125 11042-D1126	SWG2040 (NK) 11044-D0101/2 
24	CA16S	BLUE BIRD 1600 910 1983-1985 1598cc	SWF20402 10101-11E25	SWH20402 11042-11E26	SWG2040 (NK) 11044-D0101/2 

Valve Cover	Valve Seal	Manifold IN	Manifold EX	Exhaust Pipe	Oil Pan	Oil Seals
SWV2000 	SWS20002(8) 13207-18000	SWM2000C 			SWP2000B 11132-H5026 	SWR20001 60*82*12 SWO20005 38*55*9
SWV2000 	SWS20002(8) 13207-18000	SWM2000C 			SWP2000B 11132-H5026 	SWR20001 60*82*12 SWO20005 38*55*9
SWV2000 	SWS20002(8) 13207-18000	SWM2000C 			SWP2000B 11132-H5026 	SWR20001 60*82*12 SWO20005 38*55*9
SWV2028A 	SWS20004(16) 13207-D4200	SWI2028A 	SWE2028(4) 14036-D4200	SWX20005 	SWP2028 	SWR20003 84*104*11 SWO20017(3) 40*52*7R
SWV2028B 		SWI2028B 				
SWV2040 13270-D0101 	SWS20008(8) 13207-D0111	SWI2040 	SWE2040(2) 14036-01E00 	SWX20008 	SWP2040 11121-W4400 	SWR20003 84*104*11 SWO20032 34*48*7 SWO20001 33*47*8
SWV2041 13270-D0101 	SWS20008(8) 13207-D0111	SWI2040 	SWE2041 14036-01E00 	SWX20008 	SWP2040 11121-W4400 	SWR20003 84*104*11 SWO20032 34*48*7 SWO20001 33*47*8




















No	Engine	Car Name / Year / Model	Full Set	Head Set	Cyl. Head
25	CA18DE	SUNNY 1800 B12 722 DOHC EGI 1988- 1809cc	SWF20291 10101-82A25 10101-82A26	SWH20291 11042-82A25 11042-82A26	SWG2029 (G) 11044-01Y00 
26	CA18S	VIOLET SILVIA 1800 T11 800 S110 1981.6- 1809cc	SWF20410 10101-D1326	SWH20410 11042-D1326	SWG2041 (NK) 11044-D0200 11044-D0203 
27	CA18S	BLUE BIRD 1800 910 1984- 1809cc	SWF20411 10101-23E25	SWH20411 11042-23E25	SWG2041 (NK) 11044-D0200 11044-D0203 
28	CA18S	BLUEBIRD 1800 910 1985- 1809cc	SWF20413 10101-11E85	SWH20413 11042-11E85	SWG2041 (G) 11044-D0200 11044-D0203 
29	CA18T	BLUEBIRD SILVIA 1800 200SX TURBO 1984- 1809cc	SWF20412 10101-03E25	SWH20412 11042-03E25	SWG2041 (G) 11044-D0200 11044-D0203 
30	CA18T	SUNNY PULSAR 1800 B12 N13 SU722 730 DOHC 1988- 1809cc	SWF20290 10101-44F25 10101-44F26	SWH20290 11042-44F25 11042-44F26	SWG2029 (NK) 11044-01Y00 



Valve Cover	Valve Seal	Manifold IN	Manifold EX	Exhaust Pipe	Oil Pan	Oil Seals
SWV2028A 	SWS20004(16) 13207-D4200	SWI2028A 	SWE2028(4) 	SWX20005 	SWP2028 	SWR20003 84*104*11 SWO20017(3) 40*52*7R
SWV2028B 		SWI2028B 				
SWV2041 13270-01E01 	SWS20008(8) 13207-D0111	SWI2041 14035-01E01 	SWE2041(2) 14036-02E00 	SWX20008 	SWP2040 11121-W4400 	SWR20003 84*104*11 SWO20032 34*48*7 SWO20001 33*47*8
SWV2041 	SWS20008(8) 13207-D0111	SWI2041 	SWE2041(2) 	SWX20008 	SWP2040 	SWR20003 84*104*11 SWO20032 34*48*7 SWO20001 33*47*8
SWV2040 13270-D0101 	SWS20008(8) 13207-D0111	SWI2041 	SWE2041(2) 	SWX20008 	SWP2040 	SWR20003 84*104*11 SWO20032 34*48*7 SWO20001 33*47*8
SWV2041 	SWS20008(8) 13207-D0111	SWI2041 	SWE2041(2) 	SWX20008 	SWP2040 	SWR20003 84*104*11 SWO20032 34*48*7 SWO20001 33*47*8
SWV2028A 	SWS20004(16) 13207-D4200	SWI2028A 	SWE2028(4) 	SWX20005 	SWP2028 	SWR20003 84*104*11 SWO20017(3) 40*52*7R
SWV2028B 		SWI2028B 				














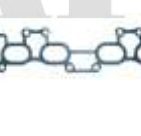










No	Engine	Car Name / Year / Model	Full Set	Head Set	Cyl. Head
31	CA20E	SILVIA 2000 BLUE BIRD EGI 910 S110 1985-86 1973cc	SWF20423 10101-06F25 10101-06F26 10101-06F27 A0101-06F2E	SWH20423 11042-06F25 11042-06F27 11042-06F85	SWG2042 (NK) 11044-D1700/02/03
32	CA20S	VIOLET SILVIA STANZA2000 800 S110 K11 1981.8- 1973cc	SWF20420 10101-D1725	SWH20420 11042-D1725	SWG2042 (NK) 11044-D1700/02/03
33	CA20S	BLUEBIRD 2000 910 U11 1983- 1973cc	SWF20421 10101-13E25	SWH20421 11042-13E25	SWG2042 (NK) 11044-D1700/02/03
34	CA20S	SKYLINE 2000 SAUDI ARABIA R30 1987- 1973cc	SWF20422 10101-83S27	SWH20422 11042-83S27	SWG2042 (NK) 11044-D1700/02/03
35	CG10DE CG13DE	MARCH 1000 1300 K11 1992- 997cc/1274cc	SWF20171 10101-41B25	SWH20171 11042-401B25	SWG2017 (G) 11044-41B00/01/02
36	CG10DE	MARCH 1000 K11 1998- 997cc	SWF200310 10101-0U029 10101-0U028	SWH200310 11042-0U028	SWG20031 (G) 11044-41M11

Valve Cover	Valve Seal	Manifold IN	Manifold EX	Exhaust Pipe	Oil Pan	Oil Seals
SWV2040 13270-D0101 	SWS20008(8) 13207-D0111	SWI2040 SWI2041 	SWE2040(2) 14036-01E00 SWE2041(2) 14036-02E00 	SWX20008 	SWP2040 11121-W4400 	SWR20003 84*104*11 SWO20032 34*48*7 SWO20001 33*47*8
SWV2040 13270-D0101 	SWS20008(8) 13207-D0111	SWI2041 	SWE2041(2) 	SWX20008 	SWP2040 	SWR20003 84*104*11 SWO20032 34*48*7 SWO20001 33*47*8
SWV2041 	SWS20008(8)	SWI2041 	SWE2041(2) 	SWX20008 	SWP2040 	SWR20003 84*104*11 SWO20032 34*48*7 SWO20001 33*47*8
SWV2041 	SWS20008(8)	SWI2041 	SWE2040(2) 	SWX20009 	SWP2028 	SWR20003 84*104*11 SWO20032 34*48*7 SWO20001 33*47*8
SWV2017B 	SWS20009(16) 13207-53Y10	SWI2017 	SWE2017(2) 		SWP2017 	SWR20003 84*104*11 SWO20017 40*52*7R
SWV2017B 13270-41B01 	SWS20009(16) 13207-53Y10	SWI2017 14035-41B10 	SWE2017(2) 14036-41B01 		SWP2017 	SWR20011 84*104*8.5 SWO20017 40*52*7R
























No	Engine	Car Name / Year / Model	Full Set	Head Set	Cyl. Head
37	CR10. 12.14DE	MARCH 1000 1200 1400 K12 2002- 997cc1240cc1386cc	SWF200400 10101-AX025 10101-AX027 10101-AX086	SWH200400 11042-AX025	SWG20040 (S) 11044-AX000 
38	*CR10DE CR13DE	MARCH 1000 1300 K12 2003- 998cc 1348cc	SWF200390 10101-AX526	SWH200390	SWG20039 (S) 11044-BX000 
39	E10S	PULSAR 1000 N10 B11 1980-84 980cc	SWF20110 10101-41M86 10101-41M87 10101-41M88 10101-41M85 10101-41M25	SWH20110 11042-41M86 11042-41M87 11042-41M85 11042-41M88 11042-41M25	SWG2011 (NK) 11044-41M00/01 11044-41M02/11 
40	E13S	SUNNY PULSAR 1300 B11 N10 1980- 1270cc	SWF20030 10101-01M25 10101-01M26 10101-01M85 10101-01M86 10101-01A26	SWH20030 11042-01M25 11042-01M26 11042-01M85 11042-01M86 11042-01A26	SWG2003 (NK) 11044-01M00/02/10/11 11044-58M00 
41	E13S	SUNNY PULSAR 1300 B11 N10 1980- 1270cc	SWF20032 A0101-65A2E	SWH20032	SWG2003 (NK) 11044-01M00/02/10/11 11044-58M00 
42	E13S	PULSAR 1300 N10 EUROPE 1984- 1270cc	SWF20040 10101-01A27	SWH20040 11042-01A27	SWG2004 (NK) 11044-31M00 11044-33M10 11044-50A00 






























Valve Cover	Valve Seal	Manifold IN	Manifold EX	Exhaust Pipe	Oil Pan	Oil Seals
SWV20040 	SWS20009(16)	SWI20039(2) 	SWE20040 			SWR20011 84*104*8.5 SWO20017 40*52*7R
SWV2003 13270-01M01 	SWS20003(8)	SWI2003 	SWE2003 		SWP2003 11132-01M25 	SWR20006 80*100*10 SWO20002 36*49*7 SWO20004 40*55*8 SWOS20002 32*50*8
SWV2003 13270-01M01 	SWS20003(8)	SWI2003 	SWE2003 		SWP2003 11132-01M25 	SWR20006 80*100*10 SWO20002 36*49*7 SWO20004 40*55*8 SWOS20002 32*50*8
SWV2004 13270-50A00 	SWS20003(8)	SWI2003 	SWE2003 		SWP2003 	SWR20006 80*100*10 SWO20002 36*49*7 SWO20004 40*55*8 SWOS20002 32*50*8
SWV2003 13270-01M01 	SWS20003(8)	SWI2003 	SWE2003 		SWP2003 	SWR20006 80*100*10 SWO20002 36*49*7 SWO20004 40*55*8 SWOS20002 32*50*8






















No	Engine	Car Name / Year / Model	Full Set	Head Set	Cyl. Head
43	E15S	SUNNY PULSAR 1500 B11 N10 1980- 1487cc	SWF20031 10101-11A25/27 10101-11M25/27 10101-11M85/87	SWH20031 11042-11A25/27 11042-11M25/27 11042-11M85/87	SWG2003 (NK) 11044-01M00/02/10/11 11044-58M00 
44	E15S E16S	PULSAR 1500/1600 N10 EUROPE 1984- 1487cc	SWF20041 10101-31M25 10101-25M25 10101-31M26	SWH20041 11042-31M25 11042-31M26	SWG2004 (NK) 11044-31M00 11044-33M10 11044-50A00 
45	E15S E16S	SUNNY PULSAR 1500/1600 N10 1987- 1487 cc	SWF20042 10101-61A25 10101-65A25 10101-84M25	SWH20042 11042-61A25 11042-65A25	SWG2004 (NK) 11044-31M00 11044-33M10 11044-50A00 
46	GA13DS	SUNNY 1300 EN DOHC 1990-	SWF20050 10101-72Y25	SWH20050 11042-50Y25	SWG2005 (NK) 11044-50Y00 
47	GA14DE	SUNNY 1400 B13 N14 DOHC 1992- 1392cc	SWF20062 10101-73Y85	SWH20062 11042-73Y85	SWG2006 (NK) 11044-53Y00 
48	GA14DS	SUNNY 1400 B13 DOHC 1990- 1392cc	SWF20060 10101-73Y25	SWH20060 11042-73Y25	SWG2006 (NK) 11044-53Y00 





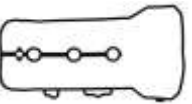



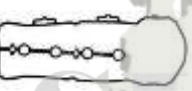



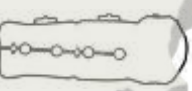



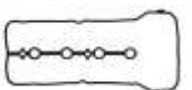






Valve Cover	Valve Seal	Manifold IN	Manifold EX	Exhaust Pipe	Oil Pan	Oil Seals
SWV2003 	SWS20003(8)	SWI2004 	SWE2003 		SWP2003 	SWR20006 80*100*10 SWO20002 36*49*7 SWO20004 40*55*8 SWOS20002 32*50*8
SWV2003 	SWS20003(8)	SWI2004 	SWE2003 		SWP2003 	SWR20006 80*100*10 SWO20002 36*49*7 SWO20004 40*55*8 SWOS20002 32*50*8
SWV2004 13270-50A00 	SWS20003(8)	SWI2004 	SWE2004 14036-15M25 		SWP2003 	SWR20006 80*100*10 SWO20002 36*49*7 SWO20004 40*55*8 SWOS20002 32*50*8
SWV2006 	SWS20009(16) 13207-53Y10	SWI2005 14035-53Y00 	SWE2005(2) 14036-0M300 		SWP2005 	SWR20003 84*104*11 SWO20017 40*52*7R
SWV2006 	SWS20009(16) 13207-53Y10	SWI2005 	SWE2005(2) 		SWP2005 	SWR20003 84*104*11 SWO20017 40*52*7R
SWV2006 	SWS20009(16)	SWI2005 	SWE2005(2) 		SWP2005 	SWR20003 84*104*11 SWO20017 40*52*7R



























No	Engine	Car Name / Year / Model	Full Set	Head Set	Cyl. Head
49	GA14S	SUNNY 1400 EN 12V 1988- 1392cc	SWF20090 10101-87A25	SWH20090 11042-87A25	SWG2009 (NK) 11044-87A00 
50	GA15DE	SUNNY 1500 B14 DOHC 1994- 1497cc	SWF200030 10101-0M325 10101-0M326	SWH200030 11042-0M325	SWG20003 (NK) 11044-0M300 
51	GA15DS	SUNNY AD Y10 1500 PRESER R10 DOHC 1992- 1497cc	SWF20061 10101-53Y25 10101-53Y27 10101-53Y28	SWH20061 11042-53Y25 11042-53Y27 11042-53Y28	SWG2006 (NK) 11044-53Y00 
52	GA16DE	SUNNY PULSAR 1600 B13 DOHC 1990- 1598cc	SWF20080 10101-57Y26	SWH20080 11042-57Y25	SWG2008 (NK) 11044-57Y00 
53	GA16DE	SUNNY 1600 B14 DOHC 1994- 1598cc	SWF200040 10101-0M625 10101-0M626	SWH200040 11042-0M625 11042-0M626	SWG20004 (NK) 11044-0M600/10 
54	GA16DS	SUNNY 1600 B13 DOHC 1990- 1598cc	SWF20070 10101-74Y25	SWH20070 11042-74Y25	SWG2007 (NK) 11044-74Y00 

Valve Cover	Valve Seal	Manifold IN	Manifold EX	Exhaust Pipe	Oil Pan	Oil Seals
SWV2009 13270-84A01 	SWS20004(8) 13207-D4201 SWS20005(4) 13207-77A10	SWI2009 14035-84A00 	SWE2009 14036-77A00 		SWP2005 	SWR20003 84*104*11 SWO20017 40*52*7R
SWV20003 13270-0M300 	SWS20009(16) 13207-53Y10	SWI20003 14035-0M300 	SWE2005(2) 14036-0M300 		SWP2005 	SWR20003 84*104*11 SWO20017 40*52*7R
SWV2006 13270-73C10 	SWS20009(16)	SWI2006 14035-53Y00 	SWE2005(2) 			SWR20011 84*104*8.5 SWO20017 40*52*7R
SWV2008A 13270-57Y00 	SWS20009(16)	SWI2008A 14035-57Y00 	SWE2005(2) 14036-0M300 		SWP2005 	SWR20003 84*104*11 SWO20017 40*52*7R
SWV20004 13270-0M600 	SWS20009(16)	SWI20003 	SWE2005(2) 		SWP2005 	SWR20003 84*104*11 SWO20017 40*52*7R
SWV2006 	SWS20009(16)	SWI2005 	SWE2005(2) 		SWP2005 	SWR20003 84*104*11 SWO20017 40*52*7R


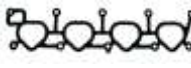
















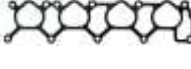




No	Engine	Car Name / Year / Model	Full Set	Head Set	Cyl. Head	Valve Cover	Valve Seal	Manifold IN	Manifold EX	Exhaust Pipe	Oil Pan	Oil Seals
55	GA16DS	SUNNY VANETTE VAN B14 W10 DOHC 1993- 1598cc	SWF20071 10101-57Y87 10101-74Y87	SWH20071 11042-54Y87	SWG2007 (NK) 11044-74Y00 	SWV2006 	SWS20009(16) 13207-53Y10	SWI2007 14035-73C00 	SWE2005(2) 		SWP2005 	SWR20003 84*104*11 SWO20017 40*52*7R
56	GA16Si	SUNNY 1600 EN 12V 1988- 1598cc	SWF20100 10101-88A25	SWH20100 11042-88A25	SWG2010 (NK) 11044-84A00 11044-88A00 	SWV2009 13270-84A01 	SWS20004(8) SWS20005(4)	SWI2009 14035-84A00 	SWE2009 14036-77A00 		SWP2005 	SWR20003 84*104*11 SWO20017 40*52*7R
57	GA16Si	SUNNY 1600 EN 12V 1988- 1598cc	SWF20101 10101-84A27 10101-84A25	SWH20101 11042-84A25	SWG2010 (G) 11044-84A00 11044-88A00 	SWV2009 	SWS20004(8) SWS20005(4)	SWI2009 	SWE2009 	SWX20002 	SWP2005 	SWR20003 84*104*11 SWO20017 40*52*7R
58	H15	TRACTOR 1500 1500cc	SWF200360 10101-50K15	SWH200360	SWG20036 (NK) 11044-55K00 	SWV2027 	SWS20008(8)	SWM2027 				SWR20005 80*100*12 SWO20019 70*95*13 SWO20009 48*70*9
59	H20	CEDRIC JUNIOR CABALL 130 410 C240 1965-68 1982cc	SWF20270 10101-E0725 10101-73625	SWH20270 11042-E0725	SWG2027 (NK) 11044-Y4400 11044-E0800 11044-P0600 11044-P5100/10 	SWV2027 13270-E3400 	SWS20015(8)	SWM2027 14035-74001 			SWP2027 11121-E0700 	SWR20016(2)  SWO20008 45*68*12
60	H20	CEDRIC JUNIOR CABALL 130 N230 140 C240 1967-75.4 1982cc	SWF20271 10101-E1027 10101-J1027	SWH20271 11042-E1027	SWG2027 (NK) 11044-Y4400 11044-E0800 11044-P0600 11044-P5100/10 	SWV2027 	SWS20016(8)	SWM2027 			SWP2027 	SWR20016(2)  SWO20008 45*68*12







No	Engine	Car Name / Year / Model	Full Set	Head Set	Cyl. Head	Valve Cover	Valve Seal	Manifold IN	Manifold EX	Exhaust Pipe	Oil Pan	Oil Seals
61	H20	CEDRIC CABALL CABSTAR N330 340 PF20 1975.6-81 1982cc	SWF20272 10101-B8525 10101-Y4425	SWH20272 11042-B8525	SWG2027 (NK) 11044-Y4400 11044-E0800 11044-P0600 11044-P5100/10 	SWV2027 	SWS20015(8)	SWM2027 			SWP2027 	SWR20016(2) SWO20008 45*68*12
62	H20	HOMER CARAVAN E23 PE20 1980-82.5 1982cc	SWF20273 10101-R9025 10101-R9026	SWH20273 11042-R9025	SWG2027 (NK) 11044-Y4400 11044-E0800 11044-P0600 11044-P5100/10 	SWV2027 	SWS20017(8)	SWM2027 			SWP2027 	SWR20016(2) SWO20008 45*68*12
63	H20	TRACTOR 1982cc	SWF20274 10101-L1125 A0101-L112E	SWH20274 11042-L1125	SWG2027 (NK) 11044-Y4400 11044-E0800 11044-P0600 11044-P5100/10 	SWV20014 	SWS20017(8)	SWM2027 			SWP2027 	SWR20016(2) SWO20019 70*95*13
64	H20 NEW	TRACTOR 2000 1983- 1982cc	SWF200140 10101-K8725	SWH200140	SWG20014 (NK) 11044-K8700 	SWV20014 	SWS20017(8)	SWM2027 				SWR20005 80*100*12 SWO20019 70*95*13
65	H20II	TRACTOR 2000 1982cc	SWF200151 10101-50K25	SWH200151	SWG20015 (NK) 11044-50K00 	SWV2027 	SWS20008(8)	SWM2027 14035-74001 				SWR20005 80*100*12 SWO20019 70*95*13 SWO20009 48*70*9
66	H20II	TRACTOR 2500 2472cc	SWF200150	SWH200150	SWG20015 (NK) 11044-50K00 	SWV20014 	SWS20008(8) 13207-D0111	SWM20015 				SWR20007 80*100*8.5 SWO20009 48*70*9


























No	Engine	Car Name / Year / Model	Full Set	Head Set	Cyl. Head	Valve Cover	Valve Seal	Manifold IN	Manifold EX	Exhaust Pipe	Oil Pan	Oil Seals
67	H25	TRACTOR 2500 2472cc	SWF200420 10101-60K25	SWH200420 11042-60K25	SWG20042 (NK) 11044-60K00 	SWV20014 	SWS20008(8) 13207-D0111	SWM20015 				SWR20007 80*100*8.5 SWO20009 48*70*9
68	HR12DE NEW	MARCH 1200 K14 2012- 1198cc	SWF200480 10101-1HC0A	SWH200480 11042-1HC0A	SWG20048 (S) 11044-1HC0A 	SWV20048 	SWS20030V(12)	SWI20048(3) 	SWE20048 			SWR20038 84*117*8.5 SWO20002 40*52*6
69	HR15DE NEW	NOTE TIIDA 1500 DOHC C11 E11 2005- 1498cc	SWF200371 10101-ED025 10101-ED026 10101-ED027	SWH200371 11042-ED025 11042-ED026	SWG20037 (S) 11044-BC20B 	SWV20037 	SWS20030(16)	SWI20037 	SWE20037A 			SWR20038V 84*117*8.5 SWO20017 40*52*7R
70	HR16DE	TIIDA MICRANOTE 1600 QASHQAI DOHC 2002- 1598 cc	SWF200370 10101-EE027	SWH200370	SWG20037 (S) 11044-BC20B 	SWV20037 	SWS20030(16)	SWI20037 	SWE20037 			SWR20038 84*117*8.5 SWO20017 40*52*7R
71	HR16DE NEW	JUKE DOHC 2010- 1598cc	SWF200470 10101-1KT0A		SWG20047 (S) 11044-1KT0A 	SWV20047 	SWS20030V(16)	SWI20047 	SWE20047 			SWR20038 84*117*8.5 SWO20017 44*52*7
72	J13	DATSUN TRUCK 1300 521,620 1970-77 1299cc	SWF200490 10101-B3926	SWH200490 11042-B3925	SWG20049 (NK) 11044-13201 	SWV2026 13273-B3400 	SWS20011(8) SWS20012(8)	SWM2026 14035-13201 			SWP2026 11121-B3401 	SWR20015(2) SWO20505 40*62*12

No	Engine	Car Name / Year / Model	Full Set	Head Set	Cyl. Head	Valve Cover	Valve Seal	Manifold IN	Manifold EX	Exhaust Pipe	Oil Pan	Oil Seals
73	J15	DATSUN TRUCK N521 620 PA321 T20 VE20 1970-75 1483cc	SWF20260 10101-B3025 10101-B3026	SWH20260 11042-B3025	SWG2026 (NK) 11044-A3800/10 11044-B9500/10 	SWV2026 13273-B3400 	SWS20011(8) SWS20012(8)	SWM2026 14035-13201 			SWP2026 11121-B3401 	SWR20015(2) SWO20505 40*62*12
74	J15 J16	PICK-UP HOMER 1500 1600 CABSTAR N521 620 T20 E20 720 1973-76 1483cc/1567cc	SWF20261 10101-B5025 10101-B6025/6	SWH20261 11042-B5025 11042-B6025/6	SWG2026 (NK) 11044-A3800/10 11044-B9500/10 	SWV2026 	SWS20013(8)	SWM2026 			SWP2026 	SWR20015(2) SWO20505 40*62*12
75	J15 J16	PICK-UP HOMMY 720 720U 720TU 1979.7-81.2 1483cc/1567cc	SWF20262 10101-01W25 10101-01W26 10101-R8025	SWH20262 11042-01W25 11042-01W26	SWG2026 (NK) 11044-A3800/10 11044-B9500/10 	SWV2026 13273-B3400 	SWS20014(8)	SWM2026 14035-13201 			SWP2026 11121-B3401 	SWR20015(2) SWO20505 40*62*12
76	J15	TRACTOR	SWF20263 10101-L1726	SWH20263 11042-L1726	SWG2026 (G) 11044-A3800/10 11044-B9500/10 	SWV2026 	SWS20014(4) SWS20029(8)				SWP2026 	SWR20039(2) 172.5*12.5*7.5 SWO20038 67*95*13
77	J18	PICK-UP SACURA 1800 1981- 1800cc	SWF200240 10101-24W00	SWH200240 11042-24W00	SWG20024 (NK) 11044-24W00 	SWV2026 	SWS20002(8)	SWM2026 	SWE20024 		SWP2026 	SWR20015(2) SWO20505 40*62*12
78	KA24DE	BLUEBIRD 2400E PRAIRIE 2400E U12.M10 1989- 2388cc	SWF20341 10101-30R26	SWH20341 11042-30R25	SWG2034 (NK) 11044-40F00 	SWV2034B 13270-30R00 	SWS20008(12) 13207-D0111 SWS20010(4) 13207-21002	SWI2034 14035-40F10 	SWE2034(2) 14036-40F00 	SWX20006(2) 	SWP2034B 	SWR20006 80*100*10 SWO20008 46*58*7

























No	Engine	Car Name / Year / Model	Full Set	Head Set	Cyl. Head
79	KA24DE	SILIA 2400 DOHC 16V S13 1990- 2388cc	SWF20580 10101-1E425 10101-3E125	SWH20580 11042-1E425 11042-3E125	SWG2058 (G) 11044-1E401/20 
80	KA24DE	BLUE BIRD 2400E PRAIRIE 2400E U12.910 1993- 2388cc	SWF20350 10101-53F25 10101-53F26	SWH20350 11042-53F25	SWG2035 (G) 11044-53F00 
81	KA24DE	BLUE BIRD 2400E U12.910 DOHC 1993- 2388cc	SWF20581 10101-4E125	SWH20581 11042-4E125	SWG2058 (G) 11044-1E401/20 
82	KA24DE	URVAN SILVIA 2400 S14 DOHC 1995- 2388cc	SWF200161 10101-70F25	SWH200161 11042-70F25	SWG20016 (G) 11044-70F00 
83	KA24DE	DATSUN TRUCK 2400 FRONTIER D22U DOHC 1997- 2388cc	SWF200163 10101-3S525	SWH200163 11042-3S525	SWG20016 (G) 11044-70F00 
84	KA24DE	DATSUN TRUCK 2400 D22(224) DOHC 1999- 2388cc	SWF200162 10101-VJ026	SWH200162 11042-5T025	SWG20016 (G) 11044-70F00 







Valve Cover	Valve Seal	Manifold IN	Manifold EX	Exhaust Pipe	Oil Pan	Oil Seals
SWV2058 13270-1E401 	SWS20008(16)	SWI2058 14035-1E400 	SWE2035(4) 14036-53F01 		SWP2058 	SWR20006 80*100*10 SWO20008 46*58*7
SWV2035 13270-53F01 	SWS20005(16) 13207-D0111	SWI2035 14035-53F00 	SWE2035(4) 	SWX20006(2) 	SWP2035 	SWR20006 80*100*10 SWO20008 46*58*7
SWV2058 	SWS20008(16)	SWI2058 	SWE2035(4) 		SWP2058 	SWR20006 80*100*10 SWO20008 46*58*7
SWV20016 	SWS20008(16)	SWI20016 	SWE2035(4) 14036-53F01 		SWP2035 	SWR20006 80*100*10 SWO20008 46*58*7
SWV20016 	SWS20008(16)	SWI20016A 	SWE2035A(4) 			SWR20006 80*100*10 SWO20008 46*58*7
SWV20016 	SWS20008(16)	SWI2035 	SWE2035(4) 14036-53F01 			SWR20007 80*100*8.5 SWO20008 46*58*7























No	Engine	Car Name / Year / Model	Full Set	Head Set	Cyl. Head
85	KA24DE	URVAN 2400E DOHC 2002- 2388cc	SWF200160 10101-VJ089	SWH200160 11042-VJ085	SWG20016 (G) 11044-70F00 
86	KA24E	DATSUN TRUCK 2400 D21 1984- 2388cc	SWF20340 10101-40F26 10101-40F25/7	SWH20340 11042-40F26	SWG2034 (NK) 11044-40F00 
87	KA24E	DATSUN TRUCK 2400 D21 SOHC 12V 1993- 2388cc	SWF20342 10101-0S325	SWH20342 11042-0S325	SWG2034 (NK) 11044-40F00 
88	KA24S	BLUE BIRD 2400 PRAIRIE 720 C120 SOHC 1991- 2388cc	SWF20343 10101-10C25	SWH20343 11042-10C25	SWG2034 (NK) 11044-40F00 
89	L13 L14 L16	BLUEBIRD 13001400/1600 510 610 8100 140B 160B 160J 1967-81	SWF20200 10101-U1025 10101-A8625 10101-N7227 10101-21028	SWH20200 11042-U0125 11042-21025	SWG2020 (NK) 11044-N2200/03/14/15 11044-21003 11044-A8600 
90	L16	BLUEBIRD VIOLET 1600 910 1980- 1595cc	SWF20201 10101-W2125 10101-N7227	SWH20201 11042-W2125	SWG2020 (NK) 11044-N2200/03/14/15 11044-21003 11044-A8600 

Valve Cover	Valve Seal	Manifold IN	Manifold EX	Exhaust Pipe	Oil Pan	Oil Seals
SWV20016 	SWS20008(16)	SWI2035 	SWE2035(4) 			SWR20006 80*100*10 SWO20008 46*58*7
SWV2034A 13270-40F00 	SWS20008(12) 13207-D0111 SWS20010(4) 13207-21002	SWI2034 14035-40F10 	SWE2034(2) 14036-40F00 	SWX20006(2) 	SWP2034A 	SWR20006 80*100*10 SWO20008 46*58*7
SWV2034A 13270-40F00 	SWS20008(12) SWS20010(4)	SWI2034A 	SWE2034(2) 	SWX20006(2) 	SWP2034A 	SWR20006 80*100*10 SWO20008 46*58*7
SWV2034A 	SWS20008(8) SWS20026(4)	SWI2034B 	SWE2034(2) 		SWP2034A 	SWR20006 80*100*10 SWO20008 46*58*7
SWV2020 13270-U2000 	SWS20010(8) 13207-21002	SWM2021 14035-U0115 		SWX20003 	SWP2020 11121-A3500 	SWR20005 80*100*12 SWO20009 48*70*9
SWV2020 	SWS20010(8)	SWM2020 		SWX20003 	SWP2020 	SWR20005 80*100*12 SWO20009 48*70*9

No	Engine	Car Name / Year / Model	Full Set	Head Set	Cyl. Head
91	L18	BLUEBIRD 1800 P610 180B 810 1971-1975 1770cc	SWF20210 10101-U6025/28 10101-R6726 10101-U6029	SWH20210 11042-U6025/28 11042-K2525/27	SWG2021 (NK) 11044-U0800/03/11 11044-A8702 
92	L18	BLUEBIRD VIOLET 1800 910 MJ910 1975.9-78.9 1770cc	SWF20211 10101-W2225	SWH20211 11042-U6025/28 11042-K2525/27	SWG2020 (NK) 11044-N2200/03/14/15 11044-21003 11044-A8600 
93	L18	BLUEBIRD VIOLET 1800 720 48010 1980-81 1770cc	SWF20213 10101-11W25	SWH20213 11042-41W25 11042-11W25 11042-K2528	SWG2021 (NK) 11044-U0800/03/11 11044-A8702 
94	L18	BLUEBIRD VIOLET 1800 910 MJ910 1984- 1770cc	SWF20212 10101-08S25 10101-08S26	SWH20212 11042-08W25	SWG2021 (NK) 11044-U0800/03/11 11044-A8702 
95	L18S	BLUEBIRD1800 SKYLINE LAUREL P610 810180B 1975-78 1770cc	SWF20215 10101-N7026	SWH20215 11042-N7026/7	SWG2021 (NK) 11044-U0800/03/11 11044-A8702 
96	L18S	BLUEBIRD VIOLET 1800 C110 110 210 P610 720 810 1975-80 1770cc	SWF20214 A0101-08S2F	SWH20214 A1042-08S2F	SWG2021 (G) 11044-U0800/03/11 11044-A8702 

Valve Cover	Valve Seal	Manifold IN	Manifold EX	Exhaust Pipe	Oil Pan	Oil Seals
SWV2020 	SWS20010(8)	SWM2021 14035-U0115 		SWX20053 	SWP2020 	SWR20005 80*100*12 SWO20009 48*70*9
SWV2020 	SWS20010(8) 13207-21002	SWM2021 		SWX20053 	SWP2020 	SWR20005 80*100*12 SWO20009 48*70*9
SWV2020 	SWS20010(8) 13207-21002	SWM2021 14035-U0115 		SWX20053 	SWP2020 11121-A3500 	SWR20005 80*100*12 SWO20009 48*70*9
SWV2020 	SWS20010(8) 13207-21002	SWM2021 		SWX20053 	SWP2020 	SWR20005 80*100*12 SWO20009 48*70*9
SWV2020 	SWS20010(8) 13207-21002	SWM2021 		SWX20053 	SWP2020 	SWR20005 80*100*12 SWO20009 48*70*9
SWV2020 	SWS20010(8)	SWM2021 		SWX20053 	SWP2020 	SWR20005 80*100*12 SWO20009 48*70*9

No	Engine	Car Name / Year / Model	Full Set	Head Set	Cyl. Head
97	L18S L20B	DATSUN PICK-UP 510 HL720 1980- 1770cc 1958cc	SWF20216 10101-05W25	SWH20216 11042-05W25	SWG2021 (NK) 11044-U0800/03/11 11044-A8702 
98	L20A	CEDRIC LAUREL 2000 200L 200C 230 HC130 1970-75.4 1998cc	SWF20220 10101-R1025 10101-E3225	SWH20220 11042-R1025 11042-E3225	SWG2022 (NK) 11044-R1003/04/07 11044-E3001 
99	L20AS	CEDRIC LAUREL 2000 330 331 HC130 HC131 1975.6- 1998cc	SWF20221 10101-Y4025	SWH20221 11042-Y4025	SWG2022 (NK) 11044-R1003/04/07 11044-E3001 
100	L24E	SKYLINE BLUE BIRD 2400 C210 R30,810,910 1977-79 2393cc	SWF20231 10101-39S26 10101-W2426/8 10101-W3125/6	SWH20231 11042-39S26	SWG2023 (NK) 1044-U8700/10/20 11044-P3004 11044-E3101 
101	L24E	SKYLINE BLUE BIRD 2400 C210 R30 810 910 1977-79 2393cc	SWF20232 10101-21L26/27 A0101-21L2H	SWH20232	SWG2023G (G) 1044-U8700/10/20 11044-P3004 11044-E3101 
102	L24S L26S	CEDRIC FAIRLDY HC30 H230 240K 1970-75.4 2393cc	SWF20230 10101-P1125/6 10101-P1426 10101-E1425 10101-E3125 10101-E3126	SWH20230 11042-P1125/6 11042-P1426 11042-E1425 11042-E3125 11042-E3126	SWG2023 (NK) 11044-P3004 11044-E3101 11044-U8700 11044-U8710 11044-U8720 






Valve Cover	Valve Seal	Manifold IN	Manifold EX	Exhaust Pipe	Oil Pan	Oil Seals
SWV2020 	SWS20010(8)	SWM2020 		SWX20053 	SWP2020 	SWR20005 80*100*12 SWO20009 48*70*9
SWV2022 13270-Y7000 	SWS20010(12)	SWM2022 14035-E3011 		SWX20004 20711-E3200 	SWP2022 11121-E3001 	SWR20005 80*100*12 SWO20009 48*70*9
SWV2022 13270-Y7000 	SWS20010(12)	SWM2022 14035-E3011 		SWX20004 20711-E3200 	SWP2022 11121-E3001 	SWR20005 80*100*12 SWO20009 48*70*9
SWV2022 	SWS20010(12)	SWM2023A 14035-N3500 			SWP2022 	SWR20005 80*100*12 SWO20009 48*70*9
SWV2022 	SWS20010(12)	SWM2023B 14035-P6501 			SWP2022 	SWR20005 80*100*12 SWO20009 48*70*9
SWV2022 	SWS20010(12)	SWM2022 14035-E3011 		SWX20004 20711-E3200 	SWP2022 	SWR20005 80*100*12 SWO20009 48*70*9





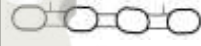















No	Engine	Car Name / Year / Model	Full Set	Head Set	Cyl. Head
103	L24E L26S	CEDRIC FAIRLADY 2400 HC30 H230 240K 1970-75.4 2393cc			SWG2057 (NK)
104	L28E	CEDRIC FAIRLADY 2800 S130 280Z 1978-83 2753cc	SWF20250 10101-P6927 10101-P7128 10101-P7185 10101-P718G	SWH20250 11042-P7926 11042-P8625 11042-P9026 11042-P792E	SWG2025 (G) 11044-P8600/01
105	L28S	CEDRIC 2800 C230 C231 S30 1976-78 2753cc	SWF20240 10101-N4225	SWH20240 11042-N4225	SWG2024 (NK) 11044-N4200/10/20
106	MA10	MARCH 1000 K10 FT1OHC 1982-1984 988cc	SWF20150 10101-15B25/28 10101-15B65 10101-15B85/86	SWH20150 11042-15B25/28 11042-15B65 11042-15B85/86	SWG2015 (NK) 11044-01B00/02
107	MA12	MARCH 1200 K10 BK10 FT2 1982-1985 1171cc	SWF20160 10101-05B25/28 10101-05B86	SWH20160 11042-05B25/28 11042-05B86	SWG2016 (NK) 11044-05B00 11044-08B00/02
108	MA13	MARCH 1300 K11 DOHC 1992- 1298cc	SWF20170 10101-99B25	SWH20170 11042-99B25	SWG2017 (NK) 11044-41B00







Valve Cover	Valve Seal	Manifold IN	Manifold EX	Exhaust Pipe	Oil Pan	Oil Seals
SWV2022	SWS20010(12)	SWM2023A 14035-N3500		SWX20033 SWX20034 SWX20035 	SWP2022 	SWR20005 80*100*12 SWO20009 48*70*9
SWV2022	SWS20010(12)	SWM2022 14035-E3011		SWX20004 	SWP2022 	SWR20005 80*100*12 SWO20009 48*70*9
SWV2015 13270-01B02	SWS20008(8) 13207-D0111	SWI2015 14035-19B25	SWE2015 14036-01B25		SWP2015 11132-01B26 	SWR20012 75*94*10 SWO20004(2) 38*54*7
SWV2015	SWS20008(8) 13207-D0111	SWI2015	SWE2015		SWP2015 11132-01B26 	SWR20012 75*94*10 SWO20004(2) 38*54*7
SWV2017A	SWS20009(16)	SWI2017 14035-41B10	SWE2017(2)		SWP2017 	SWR20003 84*104*11 SWO20017 40*52*7R























No	Engine	Car Name / Year / Model	Full Set	Head Set	Cyl. Head
103	L24E L26S	CEDRIC FAIRLADY 2400 HC30 H230 240K 1970-75.4 2393cc			SWG2057 (NK)
104	L28E	CEDRIC FAIRLADY 2800 S130 280Z 1978-83 2753cc	SWF20250 10101-P6927 10101-P7128 10101-P7185 10101-P718G	SWH20250 11042-P7926 11042-P8625 11042-P9026 11042-P792E	SWG2025 (G) 11044-P8600/01
105	L28S	CEDRIC 2800 C230 C231 S30 1976-78 2753cc	SWF20240 10101-N4225	SWH20240 11042-N4225	SWG2024 (NK) 11044-N4200/10/20
106	MA10	MARCH 1000 K10 FT1OHC 1982-1984 988cc	SWF20150 10101-15B25/28 10101-15B65 10101-15B85/86	SWH20150 11042-15B25/28 11042-15B65 11042-15B85/86	SWG2015 (NK) 11044-01B00/02
107	MA12	MARCH 1200 K10 BK10 FT2 1982-1985 1171cc	SWF20160 10101-05B25/28 10101-05B86	SWH20160 11042-05B25/28 11042-05B86	SWG2016 (NK) 11044-05B00 11044-08B00/02
108	MA13	MARCH 1300 K11 DOHC 1992- 1298cc	SWF20170 10101-99B25	SWH20170 11042-99B25	SWG2017 (NK) 11044-41B00

Valve Cover	Valve Seal	Manifold IN	Manifold EX	Exhaust Pipe	Oil Pan	Oil Seals
SWV2022	SWS20010(12)	SWM2023A 14035-N3500		SWX20033 SWX20034 SWX20035 	SWP2022 	SWR20005 80*100*12 SWO20009 48*70*9
SWV2022	SWS20010(12)	SWM2022 14035-E3011		SWX20004 	SWP2022 	SWR20005 80*100*12 SWO20009 48*70*9
SWV2015 13270-01B02	SWS20008(8) 13207-D0111	SWI2015 14035-19B25	SWE2015 14036-01B25		SWP2015 11132-01B26 	SWR20012 75*94*10 SWO20004(2) 38*54*7
SWV2015	SWS20008(8) 13207-D0111	SWI2015	SWE2015		SWP2015 11132-01B26 	SWR20012 75*94*10 SWO20004(2) 38*54*7
SWV2017A	SWS20009(16)	SWI2017 14035-41B10	SWE2017(2)		SWP2017 	SWR20003 84*104*11 SWO20017 40*52*7R
























No	Engine	Car Name / Year / Model	Full Set	Head Set	Cyl. Head
109	MR16DDT NEW	JUKE 1600 DOHC 2010-1618cc	SWF200500 10101-1KC0A		SWG20050 (S) 11044-1KC0A 
110	MR18DE MR20DE NEW	TIIDA 1800 QASHQAI 2000 DOHC 2006-1797cc/1998cc	SWF200380 10101-EN228	SWH200380 11042-EN225	SWG20038 (S) 11044-EN20A 
111	NA16S	DATSUN TRUCK 1600 D21 1994-1627cc	SWF200060 10101-73P26	SWH200060 11042-84G26	SWG20006 (NK) 11044-84G00 
112	NA20S	DATSUN TRUCK 2000 C22 1994-1998cc	SWF200070 10101-79P26 10101-79P27 10101-79P28	SWH200070 11042-85G26	SWG20007 (NK) 11044-85G00 11044-0H600 
113	NA20S	DATSUN TRUCK 2000 C22 1994-1998cc	SWF200071 10101-36N26 10101-36N27 10101-36P28	SWH200071 11042-36G26	SWG20007 (NK) 11044-85G00 11044-0H600 
114	P	PATROL TRUCK 4000 680 681 780 12V 1959-3956cc	SWF20381 10101-58026 A0101-5802F	SWH20381 11042-58026	SWG2038 (NK) 11044-C8000 11044-C0600 







Valve Cover	Valve Seal	Manifold IN	Manifold EX	Exhaust Pipe	Oil Pan	Oil Seals
SWV20038 	SWS20009V(16)	SWI20050 	SWE20050 			SWR20038 84*117*8.5 SWO20008 46*58*7
SWV20038 	SWS20009(16)	SWI20038 	SWE20038 			SWR20038 84*117*8.5 SWO20008 46*58*7
SWV2034A 13270-F4000 	SWS20026(8) 13207-42L00	SWI20006 14035-85G00 	SWE20006(2) 14036-85G00 			SWR20006 80*100*10 SWO20009 48*70*9
SWV2034A 	SWS20026(8)	SWI20006 	SWE20006(2) 			SWR20006 80*100*10 SWO20009 48*70*9
SWV2034A 	SWS20026(8)	SWI20006 	SWE20006(2) 			SWR20006 80*100*10 SWO20009 48*70*9
SWV2038 13270-58000 	SWS20014(12)	SWM2038B 14035-58000 		SWX20037 	SWP2038 11121-85060 	SWR20018(2) 























No	Engine	Car Name / Year / Model	Full Set	Head Set	Cyl. Head
115	P40	PATROL 4000 160 1985- 3956cc	SWF20380 10101-C6026 A0101-C602F	SWH20380 11042-C6026	SWG2038 (NK) 11044-C8000 11044-C0600 
116	P40	PATROL TRUCK 4000 160 12V 1985- 3956cc	SWF20382 10101-C8025 10101-C8525 A0101-C8025	SWH20382 11042-C8025 A1042-C802E	SWG2038 (NK) 11044-C8000 11044-C0600 
117	QG13DE	SUNNY 1300 DOHC 1998- 1295cc	SWF200090 10101-4M425 10101-4M426	SWH200090 11042-4M425 11042-4M426	SWG20009 (S) 11044-4M400 11044-4M410 
118	QG13DE	BLUEBIRD SYLPHY 1300 DOHC 2002- 1295cc	SWF200091 10101-4M429	SWH200091 11042-4M429	SWG20009 (S) 11044-4M400 11044-4M410 
119	QG15DE	SUNNY 1500 FB15 DOHC 1998- 1497cc	SWF200100 10101-4M525 10101-4M526	SWH200100 11042-4M525 11042-4M526	SWG20010 (S) 11044-4M500 11044-4M510 
120	QG15DE	ALMERA SEDAN H/BACK DOHC 2000- 1497c	SWF200350 10101-BM526	SWH200350 11042-BM526	SWG20035 (S) 11044-5M320 

Valve Cover	Valve Seal	Manifold IN	Manifold EX	Exhaust Pipe	Oil Pan	Oil Seals
SWV2038 	SWS20014(12) 13207-C6005	SWM2038A 14035-C6010 			SWP2038 	SWR20018(2)  SWO20020 50*72*9
SWV2038 	SWS20014(12)	SWM2038C 			SWP2038 	SWR20018(2) 
SWV2012 13270-4M700 	SWS20009(16)	SWI2012 14035-4M500 	SWE2005(2) 14036-0M300 		SWP2005 	SWR20011 84*104*8.5 SWO20017 40*52*7R
SWV20010 13270-4M500 	SWS20009(16)	SWI2012 	SWE2005(2) 			SWR20011 84*104*8.5 SWO20017 40*52*7R
SWV2012 	SWS20009(16)	SWI2012 	SWE2005(2) 		SWP2005 	SWR20011 84*104*8.5 SWO20017 40*52*7R
SWV2012 	SWS20009(16)	SWI20033A 	SWE2005(2) 			SWR20011 84*104*8.5 SWO20017 40*52*7R























No	Engine	Car Name / Year / Model	Full Set	Head Set	Cyl. Head
121	QG15DE	BLUEBIRD SYLPHY 1500 WINGROAD Y11 G10 DOHC 2002- 1497cc	SWF200101 10101-6N525 10101-4M528 10101-6N025	SWH200101 11042-6N525 11044-4M528	SWG20010 (S) 11044-4M500 11044-4M510 
122	QG16DE	SUNNY SENTRA 1600 N16 DOHC 2000- 1596cc	SWF20120 10101-8M085	SWH20120 11042-8M025	SWG2012 (S) 11044-8M010 
123	QG16DE	SUNNY 1600 N16 DOHC 16V 1999- 1596cc	SWF20121 10101-8M025	SWH20121 11042-8M025	SWG2012 (S) 11044-8M010 
124	QG18DD	PRIMERA 1800 QP11 DOHC 16V 1998- 1769cc	SWF200340 10101-6J925	SWH200340 11042-6J925	SWG20034 (S) 11044-6J900 
125	QG18DE	SUNNY BLUEBIRD 1800 N16 OU14 DOHC 1998- 1769cc	SWF20130 10101-4M725 10101-4M726	SWH20130 11042-4M725 11042-4M726	SWG2013 (S) 11044-4M700 
126	QG18DE	SENTRA 1800 DOHC 16V 2000-03 1769cc	SWF20131	SWH20131	SWG2013 (S) 11044-4M700 

Valve Cover	Valve Seal	Manifold IN	Manifold EX	Exhaust Pipe	Oil Pan	Oil Seals
SWV20010 	SWS20009(16)	SWI2012 	SWE2005(2) 			SWR20011 84*104*8.5 SWO20017 40*52*7R
SWV2012 13270-4M700 	SWS20009(16)	SWI2012 14035-4M500 	SWE2005(2) 14036-0M300 		SWP2005 	SWR20011 84*104*8.5 SWO20017 40*52*7R
SWV2012 	SWS20009(16)	SWI2012 	SWE2005(2) 			SWR20011 84*104*8.5 SWO20017 40*52*7
SWV20034 	SWS20009(16)	SWI20034A  SWI20034B 	SWE2005(2) 			SWR20011 84*104*8.5 SWO20017 40*52*7R
SWV2012 13270-4M700 	SWS20009(16) 13207-53Y10	SWI2012 14035-4M500 	SWE2005(2) 		SWP2005 	SWR20011 84*104*8.5 SWO20017 40*52*7R
SWV2012 	SWS20009(16)	SWI2012  SWU2013 	SWE2005(2) 		SWP2005 	SWR20011 84*104*8.5 SWO20017 40*52*7R

No	Engine	Car Name / Year / Model	Full Set	Head Set	Cyl. Head
127	QG18DE NEW	PRIMERA 1800 DOHC 16V 2003-05 1769cc	SWF20132 10101-AU325	SWH20132 11042-AU325	SWG2013 (S) 11044-4M700 
128	QG18DE	PRIMERA 1800 DOHC 16V 1999- 1769cc	SWF200330 10101-9F625	SWH200330 11042-9F625	SWG20033 (S) 11044-7J500 
129	QG18DE	SENTRA SUNNY 1800 ALMERA DOHC 16V 2000- 1769cc	SWF200331 10101-BM625	SWH200331 11042-BM625	SWG20033 (S) 11044-7J500 
130	QG18DE	PRIMERA 1800 P12E DOHC16V 2002- 1769cc	SWF200180 10101-AU327	SWH200180 11042-AU325	SWG20018 (S) 11044-4M710 
131	QR20DE	X-TRAIL WINGROAD 2000 Y11 DOHC 16V 1998- 1998cc	SWF200170 10101-WE026	SWH200170 11042-WE025	SWG20017 (S) 11044-6N202 
132	QR20DE NEW	X-TRAIL 2000 2500 T31 TNT31 DOHC 16V 2005-2007	SWF200430 A0101-ET80J	SWH200430 A1042-ET80J	SWG20043 (S) 11044-ET80J 







Valve Cover	Valve Seal	Manifold IN	Manifold EX	Exhaust Pipe	Oil Pan	Oil Seals
SWV2013A 	SWS20009(16)	SWI2012  SWU2013 	SWE2005(2) 	SWX20060(2) 	SWP2005 	SWR20011 84*104*8.5 SWO20017 40*52*7R
SWV2012 	SWS20009(16)	SWI20033A 	SWE2005(2) 			SWR20011 84*104*8.5 SWO20017 40*52*7R
SWV2012 	SWS20009(16)	SWI20033B 	SWE2005(2) 			SWR20011 84*104*8.5 SWO20017 40*52*7R
SWV20018 13270-AU300 	SWS20009(16)	SWI20018 14035-AU300 	SWE2005(2) 			SWR20011 84*104*8.5 SWO20017 40*52*7R
SWV20017 13270-8H300 	SWS20004(16) 13207-D4201	SWI20017 14035-WE000 	SWE20017 14036-6N200 			SWR20011 84*104*8.5 SWO20008 46*58*7
SWV20043 	SWS20004V(16)	SWI20043  SWI20043 	SWE20043 			SWR20011 84*104*8.5 SWO20008 46*58*7





















No	Engine	Car Name / Year / Model	Full Set	Head Set	Cyl. Head
133	QR25DE	X-TRAIL PRESAEG 2500 T30 U30 DOHC 16V 2001- 2488cc	SWF200171 10101-AE225	SWH200171 11042-AE225	SWG20017 (S) 11044-6N202 
134	QR25DE	X-TRAIL PRESAEG 2500 T30 U30 DOHC 16V 2002- 2488cc	SWF200172 10101-AU025	SWH200172 11042-AU025	SWG20017 (S) 11044-6N202 
135	QR25DE	X-TRAIL PRESAEG 2500 T30 U30 DOHC 16V 2002- 2488cc	SWF200173 10101-8H725	SWH200173	SWG20017 (S) 11044-6N202 
136	QR25DE	X-TRAIL ALTIMA SENTRA DOHC 16V 2002-06 2488cc		SWH200175 HS26261PT	SWG20017 (S) 11044-6N202 
137	* QR25DE	X-TRAIL PRESAGE 2500 T30 U30 DOHC 16V 2004- 2488cc	SWF200174 A0101-9Y00J 10101-9Y000	SWH200174	SWG20017 (S) 11044-6N202 
138	QR25DE NEW	X-TRAIL 2500 2005- 2488cc	SWF200440 A0101-MA00A	SWH200440 11042-MA00A	SWG20044 (S) 11044-MA00A 







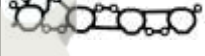




















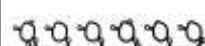

Valve Cover	Valve Seal	Manifold IN	Manifold EX	Exhaust Pipe	Oil Pan	Oil Seals
SWV20017 	SWS20004(16)	SWI20017A 14035-8H300 	SWE20017 			SWR20011 84*104*8.5 SWO20008 46*58*7
SWV20017A 	SWS20004(16)	SWI20017B(2) 	SWE20017 			SWR20011 84*104*8.5 SWO20008 46*58*7
SWV20017 13270-8H300 	SWS20004(16)	SWI20017A  SWU20017B 	SWE20017 			SWR20011 84*104*8.5 SWO20008 46*58*7
SWV20017 	SWS20004V(16)	SWI20017A  SWU20017A 	SWE20017 	SWX20055 		
SWV20017 	SWS20004V(16)	SWI20017C 	SWE20017 			SWR20011 84*104*8.5 SWO20008 46*58*7
SWV20017 	SWS20004V(16)	SWI20043  SWU20044 	SWE20017 			SWR20011 84*104*8.5 SWO20008 46*58*7

No	Engine	Car Name / Year / Model	Full Set	Head Set	Cyl. Head
139	RB20E	SINGAPORE LAUREL 2000 C31 1985- 1988cc	SWF20470 10101-65L25 10101-65L26 A0101-65L2F	SWH20470 11042-65L25 11042-65L26 A1042-65L2F	SWG2047 (NK) 11044-42L00 11044-56S01
140	RB24S RB30S	SKYLINE 2400/3000 R31 1985- 2400cc/3000cc	SWF20360 10101-76L25 10101-62S25 10101-62S27	SWH20360 11042-62S25 11042-62S26 11042-65L27 11042-62S2G	SWG2036 (G) 11044-67S02
141	RB25DE	LAUREL 2500 C34 DOHC 1993- 2493cc	SWF200110 10101-75T25	SWH200110 11042-75T25	SWG20011 (G) 11044-75T02
142	SR18DE	BLUE BIRD 1800 U13 DOHC 1994- 1838cc	SWF20140 10101-4E325 10101-33Y25	SWH20140 11042-4E325	SWG2014 (NK) 11044-33Y01
143	SR20DE	PRIMERA SUNNY 2000 B13 P10 DOHC 1990- 1988cc	SWF20440 10101-64Y25 10101-64Y26 10101-4E425	SWH20440 11042-64Y25 11042-64Y26 11042-4E425	SWG2044 (NK) 11044-79E02/03 11044-79E12/13
144	SR20DE	PRIMERA SUNNY 2000 B13 P10 DOHC 1990- 1998cc	SWF20441 10101-64Y85	SWH20441 11042-64Y85	SWG2044G (G) 11044-79E02/03 11044-79E12/13

Valve Cover	Valve Seal	Manifold IN	Manifold EX	Exhaust Pipe	Oil Pan	Oil Seals
SWV2036 13270-67S00 	SWS20008(6) SWS20010(6)	SWI2036A SWI2036B 	SWE2036 14036-42L05 			SWR20006 80*100*10 SWO20017(2) 40*52*7R
SWV2036 	SWS20008(6) SWS20010(6)	SWI2036A SWI2036B 	SWE2036 			SWR20006 80*100*10 SWO20017(2) 40*52*7R
SWV20011A SWV20011B 	SWS20004(24) 13207-D4200	SWI20011 14035-75T01	SWE20011 14036-21U00 			SWR20006 80*100*10 SWO20017(3) 40*52*7R
SWV2014 13270-53J05 	SWS20004(16)	SWI2014 14035-53J00	SWE2014 14036-53J00 		SWP2014A SWP2014B 	SWR20011 84*104*8.5 SWO20008 46*58*7
SWV2014 	SWS20004(16)	SWI2014 	SWE2044 		SWP2014A SWP2014B 	SWR20003 84*104*11 SWO20008 46*58*7
SWV2014 	SWS20004(16)	SWI2014 	SWE2044 	SWX20006(2) 	SWP2044 	SWR20003 84*104*11 SWO20008 46*58*7







No	Engine	Car Name / Year / Model	Full Set	Head Set	Cyl. Head
145	SR20DE	SUNNY 2000 B13 DOHC 1990- 1998cc	SWF20442 10101-78E26 10101-70J26	SWH20442 11042-78E26 11042-70J26	SWG2044G (G) 11044-79E02/03 11044-79E12/13 
146	SR20DE	PRIMERA SUNNY 2000 B14 W10 P10 DOHC 1994- 1998cc	SWF20443 10101-78E28 10101-0M725/6 10101-0J226/5	SWH20443 11042-78E28 11042-0M725 11042-0J225	SWG2044G (G) 11044-79E02/03 11044-79E12/13 
147	SR20DE	SILVIA 2000 S14 DOHC 1994- 1998cc	SWF200080 10101-65F26	SWH200080 11042-65F26	SWG20008 (G) 11044-65F03 
148	SR20DE	PRIMERA 2000 VANETTE P11 C23 DOHC 1998- 1998cc	SWF200250 10101-1C725	SWH200250 11042-1C725	SWG20025 (G) 11044-1C710 
149	SR20DE	PRIMERA 2000 1998- 1998cc	SWF20444 10101-4N625	SWH20444 11042-4N625	SWG2044G (G) 11044-79E02/03 11044-79E12/13 
150	SR20DE	PRIMERA ALMERA 2000 TINO DOHC 1999- 1998cc	SWF20447 10101-9F525	SWH20447 11042-9F525	SWG2044 (NK) 11044-79E02/03 11044-79E12/13 








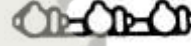

















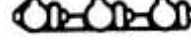





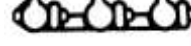


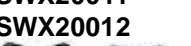


Valve Cover	Valve Seal	Manifold IN	Manifold EX	Exhaust Pipe	Oil Pan	Oil Seals
SWV2014 	SWS20004(8) SWS20008(8)	SWI2014 	SWE2014 		SWP2014B 	SWR20003 84*104*11 SWO20008 46*58*7
SWV2014 	SWS20004(16)	SWI20008 	SWE2014 		SWP2014B 	SWR20003 84*104*11 SWO20008 46*58*7
SWV20008 13270-65F00 	SWS20004(16)	SWI20008 	SWE2014 			SWR20003 84*104*11 SWO20008 46*58*7
SWV2014 13270-53J05 	SWS20004(16)	SWI2044A 	SWE2014 			SWR20003 84*104*11 SWO20008 46*58*7
SWV2014 13270-53J05 	SWS20004(16)	SWI20008 	SWE2044A 			SWR20011 84*104*8.5 SWO20008 46*58*7
SWV2044 13270-2F200 	SWS20004(16)	SWI20008 	SWE2014 			SWR20011 84*104*8.5 SWO20008 46*58*7

No	Engine	Car Name / Year / Model	Full Set	Head Set	Cyl. Head	Valve Cover	Valve Seal	Manifold IN	Manifold EX	Exhaust Pipe	Oil Pan	Oil Seals
151	SR20DE	PRIMERA 2000 P11 DOHC 2000- 1998cc	SWF20445 10101-7J028	SWH20445 11042-7J026	SWG2044G (G) 11044-79E02/03 11044-79E12/13 	SWV2014 13270-53J05 	SWS20004(16)	SWI20008 	SWE2044A 			SWR20011 84*104*8.5 SWO20008 46*58*7
152	SR20DEH	PRIMERA 2000 DOHC 1997- 1998cc	SWF20446 10101-2F225	SWH20446 11042-2F225	SWG2044 (NK) 11044-79E02/03 11044-79 	SWV2044 13270-2F200 	SWS20004(16)	SWI20008 	SWE2044C 			SWR20011 84*104*8.5 SWO20008 46*58*7
153	SR20DET	200 SX TURBO DOHC 16V 1996- 1998cc	SWF200082 10101-75F25	SWH200082 11042-75F25	SWG20008 (G) 11044-65F03 	SWV20008 	SWS20004V(8) SWS20008V(8)	SWI20008 	SWE2044B 	SWX20016  SWX20017 		SWR20003 84*104*11 SWO20008 46*58*7
154	SR20DT	SILVIA 2000 S14 DOHC TURBO 1994- 1998cc	SWF200081 10101-69F26	SWH200081 11042-69F26	SWG20008 (G) 11044-65F03 	SWV20008 13270-65F00 	SWS20004(8) SWS20008(8)	SWI20008 14035-5U000 	SWE2014 14036-53J00 	SWX20016  SWX20017 		SWR20003 84*104*11 SWO20008 46*58*7
155	TB42S	PATROL SAFARI 4200 Y60 1991- 4169cc	SWF20490 10101-03J26 10101-03J2F A0101-35J25	SWH20490 11042-03J25 11042-03J26	SWG2049 (NK) 11044-03J00 11044-37J00 	SWV2049 13270-03J00 	SWS20026(12) 13207-42L00	SWI2049 14035-37J00 	SWE2049 14036-03J00 		SWP2049 11121-42L00 	SWR20005 86*100*10 SWO20014 58*80*10
156	TB45E	PATROL SAFARI 4500 Y61 OHV 1998- 4479cc	SWF200120 10101-VB025	SWH200120 11042-VB025	SWG20012 (S) 11044-VB000 	SWV2049 	SWS20026(12)	SWI20012 14035-VC001 	SWE2049 			SWO20014 58*80*10

No	Engine	Car Name / Year / Model	Full Set	Head Set	Cyl. Head
157	TB48E	PATROL SAFARI 4800 2000-	SWF200130 10101-VC226	SWH200130 11042-VC226	SWG20013 (S) 11044-VC202
158	VE30DE	BLUE BIRD 3000 LEOPARD J30 V6 DOHC USA 1991- 2960cc	SWF200020 10101-7E125 10101-7E126 10101-97E25 10101-97E26	SWH200020 11042-97E25	SWG20002L (G) 11044-96E10 SWG20002R (G) 11044-96E15
159	VG20S	CEDRIC 2000	SWF20480	SWH20480	SWG2048 (NK) 11044-10V01
160	VG30DE	CEDRIC 3000 Y32 DOHC USA 1994- 2960cc	SWF20370 10101-10Y26	SWH20370 11042-10Y26	SWG2037(2) (G) 11044-40P00 11044-45V00/11
161	VG30E	FAIRLADY 3000 Z31 S130 1983-86 2960cc	SWF20432 10101-01P25 10101-01P26 10101-01P27	SWH20432 11042-01P25 11042-01P26	SWG2043(2) (NK) 11044-V5203
162	VG30E	DATSUN TRUCK 3000 D21 V40 1986- 2960cc	SWF20390 10101-0B026 10101-0B025	SWH20390 11042-0B025	SWG2039(2) (NK) 11044-21G00 11044-06P00










































Valve Cover	Valve Seal	Manifold IN	Manifold EX	Exhaust Pipe	Oil Pan	Oil Seals
SWV20013 	SWS20008(24)	SWI20013 	SWE20013A SWE20013B 			SWO20014 58*80*10
SWV20002A SWV20002B 	SWS20004(24)	SWI20002(2) 14035-97E00 	SWE20002(2) 14036-97E05 		SWP2045 	SWR20011 84*104*8.5 SWO20018 48*60*7
SWV2039(2) 13270-V5000 	SWS20008(6) SWS20010(6)	SWI2039(2) 14035-V5202 	SWE2039A SWE2039B 	SWX20007(2) 	SWP2039 11121-V5000 	SWR20003 84*104*11 SWO20001 33*47*8 SWO20032(2) 34*48*7
SWV2037A SWV2037B 	SWS20004(24)	SWI2037A(2) SWI2037B(2) 	SWE2037(2) 14036-10Y00 	SWX20016(2) SWX20039(2) 	SWP2037 	SWR20003 84*104*11 SWO20017(5) 40*52*7R
SWV2039(2) 13270-V5000 	SWS20008(6) SWS20010(6)	SWI2039(2) 14035-V5202 	SWE2039A SWE2039B 	SWX20011 SWX20012 SWX20013(2) SWX20014(2) 	SWP2039 11121-V5000 	SWR20003 84*104*11 SWO20001 33*47*8 SWO20032(2) 34*48*7
SWV2039(2) 	SWS20008(6) SWS20010(6)	SWI2039(2) 14035-V5202 	SWE2039A SWE2039B 	SWX20007(2) 	SWP2039 	SWR20003 84*104*11 SWO20001 33*47*8 SWO20032(2) 34*48*7











































No	Engine	Car Name / Year / Model	Full Set	Head Set	Cyl. Head
163	VG30E	DATSUN TRUCK 3000 D21 1993- 2960cc	SWF20391 10101-83G28	SWH20391 11042-83G28 11042-83G27	SWG2039(2) (NK) 11044-21G00 11044-06P00 
164	VG30E	QUEST 3000 V40 1995- 2960cc	SWF20393 10101-1B025	SWH20393 11042-1B025	SWG2039(2) (G) 11044-21G00 11044-06P00 
165	VG30E	QUEST 3000 SOHC USA 1998- 2960cc	SWF20394 10101-1B028	SWH20394 11042-1B028	SWG2039(2) (G) 11044-21G00 11044-06P00 
166	VG30E			SWH20395	SWG2039(2) (G) 
167	VG30I	TERRANDO TRUCK 3000 D21 1985- 2960cc	SWF20431 10101-12G25	SWH20431 11042-12G25	SWG2043(2) (NK) 11044-V5203 
168	VG30I	DATSUN TRUCK 3000 D21 1986- 2960cc	SWF20433 10101-12G85	SWH20433 11042-12G85	SWG2043(2) (NK) 11044-V5203 











































Valve Cover	Valve Seal	Manifold IN	Manifold EX	Exhaust Pipe	Oil Pan	Oil Seals
SWV2039(2) 	SWS20008(6) SWS20010(6)	SWI2039(2) 	SWE2039A  SWE2039B 	SWX20007(2) 	SWP2037 	SWR20003 84*104*11 SWO20001 33*47*8 SWO20032(2) 34*48*7
SWV2039(2) 	SWS20008(6) SWS20010(6)	SWI2039(2) 	SWE2039C  SWE2039D 	SWX20007(2)  SWX20006(2) 	SWP2037 	SWR20011 84*104*8.5 SWO20001 33*47*8 SWO20032(2) 34*48*7
SWV2039(2) 	SWS20008(6) SWS20010(6)	SWI20005(2) 14035-5205 	SWE2039C  SWE2039D 		SWP2037 	SWR20011 84*104*8.5 SWO20017 40*52*7 SWO20032(2) 34*48*7
SWV2039(2) 	SWS20008V(6) SWS20010V(6)	SWI2039(2)  SWU2039 	SWE2039A  SWE2039B 	SWX20007(2) 		SWO20021(2) 34*48*8
SWV2039(2) 13270-V5000 	SWS20008(6) SWS20010(6)	SWI2039(2) 14035-V5202 	SWE2039B(2) 	SWX20011 SWX20012  SWX20013(2) SWX20014(2) 	SWP2039 11121-V5000 	SWR20003 84*104*11 SWO20001 33*47*8 SWO20032(2) 34*48*7
SWV2039(2) 	SWS20008(6) SWS20010(6)	SWI2039(2)  SWU2039 	SWE2039B 	SWX20011 SWX20012  SWX20013(2) SWX20014(2) 	SWP2037 	SWR20003 84*104*11 SWO20001 33*47*8 SWO20032(2) 34*48*7



No	Engine	Car Name / Year / Model	Full Set	Head Set	Cyl. Head
169	VG30S	CEDRIC 3000 430 V30 Y30 1983- 2960cc	SWF20430 10101-V5925 10101-V5926/7	SWH20430 11042-V5925	SWG2043(2) (NK) 11044-V5203
170	VG30T	FAIRLADY 3000 Z31 TURBO 1987- 2960cc	SWF20392 10101-21P25 10101-21P85	SWH20392 11042-21P25 11042-21P85	SWG2039(2) (NK) 11044-21G00 11044-06P00
171	VG33E	PATHFINDER 3300 R50 USA 12V 1996- 3274cc	SWF200050 10101-0W026	SWH200050 11042-0W025	SWG20005(2) (G) 11044-0W000
172	VH41DE	CIMA 4100 Y32 DOHC 32V 1992-	SWF200280 10101-1P125	SWH200280 11042-1P125	SWG20028R (G) 11044-1P100 SWG20028L (G) 11044-1P105
173	VH41DE	CEDRIC GLORIA 4100 DOHC 32V 1997-	SWF200281 10101-6P085	SWH200281 11042-6P085	SWG20028R (G) 11044-1P100 SWG20028L (G) 11044-1P105
174	VH45DE	INFINITI 4500 Q45 DOHC 32V 1992-	SWF200320 10101-60U25	SWH200320 11042-60U25	SWG20032R (G) 11044-60U10 SWG20032L (G) 11044-60U15






















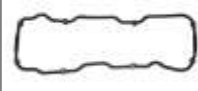



Valve Cover	Valve Seal	Manifold IN	Manifold EX	Exhaust Pipe	Oil Pan	Oil Seals
SWV2039(2) 	SWS20008(6) SWS20010(6)	SWI2039(2) 14035-V5202 	SWE2039A SWE2039B 	SWX20010(2) 	SWP2039 11121-V5000 	SWR20003 84*104*11 SWO20001 33*47*8 SWO20032(2) 34*48*7
SWV2039(2) 	SWS20008(6) SWS20010(6)	SWI2039(2) 	SWE2039A SWE2039B 	SWX20007(2) SWX20016(2) SWX20039(2) 	SWP2037 	SWR20003 84*104*11 SWO20001 33*47*8 SWO20032(2) 34*48*7
SWV2039(2) 	SWS20008(6) SWS20010(6)	SWI20005(2) 14035-V5205 SWU20005 	SWE20005(2) 14036-0W000 		SWP2037 	SWR20011 84*104*8.5 SWO20017 40*52*7R SWO20021(2) 34*48*8
SWV20028A SWV20028R 	SWS20026(16) SWS20008(16)	SWI20028A(2) SWI20028R 	SWE20028A(2) SWE20028R 			SWR20011 84*104*8.5 SWOS20008 50*65*8
SWV20028A SWV20028R 	SWS20026(16) SWS20008(16)	SWI20028A(2) SWI20028R 	SWE20028(2) SWE20028L 			SWR20011 84*104*8.5 SWOS20008 50*65*8
	SWS20026(16) SWS20008(16)	SWI20032A(8) SWU20032A(8) 	SWE20032(8) 	SWX20006(2) 	SWP20032 	SWR20011 84*104*8.5 SWOS20008 50*65*8

No	Engine	Car Name / Year / Model	Full Set	Head Set	Cyl. Head	Valve Cover	Valve Seal	Manifold IN	Manifold EX	Exhaust Pipe	Oil Pan	Oil Seals
181	VQ25DE	CEFIRO 2500 PA32 DOHC 24V 1994- 2495cc	SWF200220 10101-35U25	SWH200220 11042-35U25	SWG20022R (NK) 11044-35U00  SWG20022L (NK) 11044-35U05 	SWV2045A  SWV2045B 	SWS20004(24)	SWI2045(2) 14035-31U00 	SWE2045(2) 14036-AG000 		SWP2045 	SWO20018 48*60*7
182	VQ25DE	CEFIRO 2500 WA32 DOHC 24V 1999- 2495cc	SWF200230 10101-35U28	SWH200230 11042-35U28	SWG20023R (NK) 11044-2Y500  SWG20023L (NK) 11044-2Y505 	SWV2045A  SWV2045B 	SWS20004(24)	SWI2045(2) 14035-31U00 	SWE2045(2) 14036-AG000 		SWP2045 	SWO20018 48*60*7
183	VQ23DE	TERRANO 2500 J31 DOHC 24V 2001- 2495cc	SWF200231 10101-9Y425	SWH200231 11042-9Y425	SWG20023R (NK) 11044-2Y500  SWG20023L (NK) 11044-2Y505 	SWV20030A  SWV20030B 	SWS20004(24)	SWI2045(2)  SWU20023 	SWE2018(2) 		SWP2045 	SWO20018 48*60*7
184	*VQ25HR	INFINITI QX50 2500 DOHC 24V 2008-15 2495cc	SWF200520 A0A01-JK00B	SWH200520 11042-JK00B	SWG20052R (NK) 11044-JK00A  SWG20052L (NK) 11044-JK00B 							
185	VQ30DE	CEFIRO 3000 A32 DOHC 24V 1995-	SWF20460 10101-40U25 10101-40U26	SWH20460 11042-40U25 11042-40U26	SWG2046R (S) 11044-38U00  SWG2046L (S) 11044-38U05 	SWV2045A  SWV2045B 	SWS20004(24)	SWI2045(2)  SWU2046 	SWE2045(2) 14036-AG000 		SWP2045 	SWO20018 48*60*7
186	VQ30DE	CEFIRO 3000 A33 DOHC 24V 1998-	SWF20190 10101-4Y125	SWH20190 11042-4Y125	SWG2019R (S) 11044-2Y900  SWG2019L (S) 11044-2Y905 	SWV2045A  SWV2045B 	SWS20004(24)	SWI2046(2)  SWU2019A  SWU2019B 	SWE2018(2) 		SWP2045 	SWO20018 48*60*7

























No	Engine	Car Name / Year / Model	Full Set	Head Set	Cyl. Head	Valve Cover	Valve Seal	Manifold IN	Manifold EX	Exhaust Pipe	Oil Pan	Oil Seals
187	VQ35DE	TERRANO 3500 R50 DOHC 24V 2000- 3498cc	SWF200290 10101-2Y926	SWH200290 11042-2Y926	SWG20029R (S) 11044-4W000  SWG20029L (S) 11044-4W005 	SWV20029A  SWV20029B 	SWS20004(24)	SWI2046(2)  SWU20029 	SWE2018(2) 		SWP2045 	SWO20018 48*60*7
188	VQ35DE	TERRANO 3500 R50 DOHC 24V 2001- 3498cc	SWF200291 10101-2Y928	SWH200291 11042-2Y928	SWG20029R (S) 11044-4W000  SWG20029L (S) 11044-4W005 	SWV20030A  SWV20030B 	SWS20004(24)	SWI2046(2)  SWU20029  SWU20029A 	SWE2018(2) 		SWP2045 	SWO20018 48*60*7
189	VQ35DE	MAXIMA ALTIMA 3500 A33 DOHC 24V 2001- 3498cc	SWF200300 10101-8J026 10101-8J025	SWH200300 11042-8J026 11042-8J025	SWG20030R (S) 11044-8J102  SWG20030L (S) 11044-8J107 	SWV20030A  SWV20030B 	SWS20004(24)	SWI20030(2)  SWU20030 	SWE2018(2) 		SWP2045 	SWO20018 48*60*7
190	VQ35DE NEW	INFINITI 135 ALTIMA 3500 MAXIMA MORANO QVEST 2002-07 3498cc		SWH200303	SWG20030R (S) 11044-8J102  SWG20030L (S) 11044-8J107 	SWV20030A  SWV20030B 	SWS20004V(24)	SWI20030(2)  SWU20030 	SWE2018(2) 			
191	VQ35DE	MAXIMA 350Z 3500 DOHC 24V 2003- 3498cc	SWF200301 10101-CD325	SWH200301 11042-CD325	SWG20030R (S) 11044-8J102  SWG20030L (S) 11044-8J107 	SWV20030A  SWV20030B 	SWS20004(24)	SWI20030(2)  SWU20030 	SWE2018(2) 		SWP2045 	SWO20018 48*60*7
192	* VQ35DE	INFINITI S50 FX35 3500 DOHC 24V 2004- 3498cc	SWF200302 10101-CG125	SWH200302 11042-CG125	SWG20030R (S) 11044-8J102  SWG20030L (S) 11044-8J107 							




No	Engine	Car Name / Year / Model	Full Set	Head Set	Cyl. Head	Valve Cover	Valve Seal	Manifold IN	Manifold EX	Exhaust Pipe	Oil Pan	Oil Seals
187	VQ35DE	TERRANO 3500 R50 DOHC 24V 2000- 3498cc	SWF200290 10101-2Y926	SWH200290 11042-2Y926	SWG20029R (S) 11044-4W000  SWG20029L (S) 11044-4W005 	SWV20029A  SWV20029B 	SWS20004(24)	SWI2046(2)  SWU20029 	SWE2018(2) 		SWP2045 	SWO20018 48*60*7
188	VQ35DE	TERRANO 3500 R50 DOHC 24V 2001- 3498cc	SWF200291 10101-2Y928	SWH200291 11042-2Y928	SWG20029R (S) 11044-4W000  SWG20029L (S) 11044-4W005 	SWV20030A  SWV20030B 	SWS20004(24)	SWI2046(2)  SWU20029  SWU20029A 	SWE2018(2) 		SWP2045 	SWO20018 48*60*7
189	VQ35DE	MAXIMA ALTIMA 3500 A33 DOHC 24V 2001- 3498cc	SWF200300 10101-8J026 10101-8J025	SWH200300 11042-8J026 11042-8J025	SWG20030R (S) 11044-8J102  SWG20030L (S) 11044-8J107 	SWV20030A  SWV20030B 	SWS20004(24)	SWI20030(2)  SWU20030 	SWE2018(2) 		SWP2045 	SWO20018 48*60*7
190	VQ35DE NEW	INFINITI 135 ALTIMA 3500 MAXIMA MORANO QVEST 2002-07 3498cc		SWH200303	SWG20030R (S) 11044-8J102  SWG20030L (S) 11044-8J107 	SWV20030A  SWV20030B 	SWS20004V(24)	SWI20030(2)  SWU20030 	SWE2018(2) 			
191	VQ35DE	MAXIMA 350Z 3500 DOHC 24V 2003- 3498cc	SWF200301 10101-CD325	SWH200301 11042-CD325	SWG20030R (S) 11044-8J102  SWG20030L (S) 11044-8J107 	SWV20030A  SWV20030B 	SWS20004(24)	SWI20030(2)  SWU20030 	SWE2018(2) 		SWP2045 	SWO20018 48*60*7
192	* VQ35DE	INFINITI S50 FX35 3500 DOHC 24V 2004- 3498cc	SWF200302 10101-CG125	SWH200302 11042-CG125	SWG20030R (S) 11044-8J102  SWG20030L (S) 11044-8J107 							

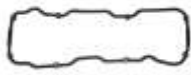



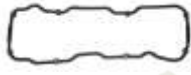







No	Engine	Car Name / Year / Model	Full Set	Head Set	Cyl. Head
193	VQ40DE	PATHFINDER 4000 FRONTIER DOHC 24V 2004- 3954cc	SWF200260 10101-EA225	SWH200260 11042-EA225	SWG20026R (S) 11044-EA200  SWG20026L (S) 11044-EA205 
194	Z16E	VIOLET 1600 PA11 GPA11 1978.4-80.3 1595cc	SWF20300 10101-W7125 10101-W7127	SWH20300 11042-W7125 11042-W7127	SWG2030 (NK) 11044-W7000/01 11044-W7010/12 
195	Z16S	PICK-UP 1600 720F22 V910 1982-83 1595cc	SWF20301 10101-W3827 10101-T6025/27 10101-15G25	SWH20301 11042-W3825 11042-T6025/27 11042-15G25	SWG2030 (NK) 11044-W7000/01 11044-W7010/12 
196	Z18S	BLUEBIRD SILVIA 1800 STANZA FD811 PC231 910 1979.3 1770cc	SWF20310 10101-W0426 10101-N8225	SWH20310 11042-W0426 11042-N8225	SWG2031 (NK) 11044-W4000/02 11044-W4010/11 
197	Z20S	PICK-UP VIOLET 2000 A10 720 F22 1982- 1952cc	SWF20311 10101-T7025 10101-T7026 10101-T8026	SWH20311 11042-T7025 11042-T7026 11042-T8026	SWG2031 (NK) 11044-W4000/02 11044-W4010/11 
198	Z20S	VIOLET 2000 A10 720 1983- 1952cc	SWF20312 10101-22G25 10101-05N25 10101-22E26	SWH20312 11042-22G25	SWG2031 (NK) 11044-W4000/02 11044-W4010/11 

Valve Cover	Valve Seal	Manifold IN	Manifold EX	Exhaust Pipe	Oil Pan	Oil Seals
SWV20030A 	SWS20004(24)	SWI20030 	SWE20026 			SWR20011 84*104*8.5 SWO20018 48*60*7
SWV20030B 		SWU20026(3) 				
SWV2030 13270-17C10 	SWS20010(8) 13 207-81W00	SWI2030 14035-07W00 	SWE2030(2) 14036-W0401 		SWP2020 11121-A3500 	SWR20005 80*100*12 SWO20009 48*70*9
SWV2031 13270-G2500 	SWS20010(8)	SWI2030 14035-07W00 	SWE2030(2) 14036-W0401 		SWP2020 11121-A3500 	SWR20005 80*100*12 SWO20009 48*70*9
SWV2030 13270-17C10 	SWS20010(8)	SWI2030 	SWE2030(2) 14036-W0401 		SWP2020 	SWR20005 80*100*12 SWO20009 48*70*9
SWV2031 13270-G2500 	SWS20010(8)	SWI2030 	SWE2030(2) 14036-W0401 		SWP2020 	SWR20005 80*100*12 SWO20009 48*70*9
SWV2031 	SWS20010(8)	SWI2030 	SWE2030(2) 14036-W0401 		SWP2020 	SWR20005 80*100*12 SWO20009 48*70*9

No	Engine	Car Name / Year / Model	Full Set	Head Set	Cyl. Head
199	Z20S	DATSUN TRUCK 2000 720 1989- 1952cc	SWF20313 10101-22G85 A0101-22G8E	SWH20313 11042-22G85 A0101-22G8E	SWG2031 (G) 11044-W4000/02 11044-W4010/11 
200	Z20S	1952cc	SWF20314 10101-W8826	SWH20314	SWG2031 (NK) 11044-W4000/02 11044-W4010/11 
201	Z22S	PICK-UP SILVIA 2200 720 S110 1980.9- 2187cc	SWF20320 10101-06W25/26 10101-06W27/28	SWH20320 11042-06W25/26 11042-06W27/28	SWG2032 (NK) 11044-06W00/02 11044-06W03/04 
202	Z22S	PICK-UP 2200 720 H40 W40 1982- 2187cc	SWF20321 10101-S9126 10101-T8325	SWH20321 11042-T8328 11042-T8327 11042-S9126	SWG2032 (NK) 11044-06W00/02 11044-06W03/04 
203	Z24	DATSUN 2400 720 850 H40 E24 787 1986- 2388cc	SWF20334 10101-20G28	SWH20334	SWG2033 (G) 11044-10W01 
204	Z24S	BLUEBIRD 2400 910 1984- 2388cc	SWF20330 10101-10W25	SWH20330 11042-10W25	SWG2033 (NK) 11044-10W01 

Valve Cover	Valve Seal	Manifold IN	Manifold EX	Exhaust Pipe	Oil Pan	Oil Seals
SWV2031 	SWS20010(8)	SWI2030 	SWE2031(2) 14036-W7061 		SWP2020 	SWR20006 80*100*10 SWO20009 48*70*9
SWV2031 	SWS20010(8)	SWI2030 	SWE2030(2) 14036-W0401 		SWP2020 	SWR20005 80*100*12 SWO20009 48*70*9
SWV2031 13270-G2500 	SWS20010(8)	SWI2030 14035-07W00 	SWE2030(2) 14036-W0401 		SWP2020 11121-A3500 	SWR20005 80*100*12 SWO20009 48*70*9
SWV2031 	SWS20010(8)	SWI2030 	SWE2030(2) 14036-W0401 		SWP2020 	SWR20005 80*100*12 SWO20009 48*70*9
SWV2031 	SWS20010(8)	SWI2033 	SWE2031(2) 14036-W7061 		SWP2020 	SWR20005 80*100*12 SWO20009 48*70*9
SWV2031 	SWS20010(8)	SWI2033 	SWE2031(2) 14036-W7061 		SWP2020 	SWR20005 80*100*12 SWO20009 48*70*9

No	Engine	Car Name / Year / Model	Full Set	Head Set	Cyl. Head
205	Z24S	DATSUN TRUCK 2400 720 850 1985- 2388cc	SWF20332 10101-20G25	SWH20332 11042-20G25	SWG2033 (NK) 11044-10W01 
206	Z24S	DATSUN TRUCK 2400 720 850 1990- 2388cc	SWF20331 10101-20G85 10101-21G86 A0101-21G8F	SWH20331 11042-20G85 11042-21G86	SWG2033 (NK) 11044-10W01 
207	Z24SI	DATSUN TRUCK 2400 720 850 H40 E24 787 1986- 2388cc	SWF20333 10101-20G26	SWH20333 11042-20G26	SWG2033 (NK) 11044-10W01 
208					
209					
210					

Valve Cover	Valve Seal	Manifold IN	Manifold EX	Exhaust Pipe	Oil Pan	Oil Seals
SWV2031 13270-G2500 	SWS20010(8)	SWI2030 14035-07W00 	SWE2031(2) 14036-W7061 		SWP2020 	SWR20005 80*100*12 SWO20009 48*70*9
SWV2033 13270-W0401 	SWS20010(8)	SWI2033A 	SWE2031(2) 14036-W7061 			SWR20005 80*100*12 SWO20009 48*70*9
SWV2031 13270-G2500 	SWS20010(8)	SWI2033 14035-07W00 	SWE2031(2) 14036-W7061 	SWX20008 	SWP2020 11121-A3500 	SWR20005 80*100*12 SWO20009 48*70*9

